



Club Health Assessment for District 13 OH1 through June 2025

			Status	Membership							Reports					Finance	LCIF
Club Number	Club Name	Charter Date		Current Member Count	YTD Members Added	YTD Members Dropped	YTD Net Growth	YTD Net Growth%	Member Count 12 Months Ago	Avg. length of service for dropped members	Months Since Last MMR ***	Yrs. Since Last Officer Report	President Rotation	Vice President Reported ****	Months Since Last Activity Report ***	Account Balance	Donations for current Fiscal Year
			Number of times on status quo within last two years	If below 15 members appears				If net loss is greater than 20% appears			If no report in 3 months appears in	When more than one year appears in	Number of repeat terms	Notes the officers that do not have an active	If no report at 12 months appears in red		
Clubs more than two years old																	
5366	ADA	06/02/1954	Active	33	2	4	-2	-5.71%	35	4	9			P,S,T,M,VP SC	6		\$17.00
Exc Award (06/30/2016)																	
5132	ARCADIA	12/20/1948	Active	28	2	6	-4	-12.50%	32	6	4			P,S,T,M,VP SC	11		
5133	ARCHBOLD	08/28/1958	Active	22	2	3	-1	-4.35%	23	6	0		None	P,S,T,M,VP SC	7		\$200.00
5134	ARLINGTON	07/06/1942	Active	14	6	0	6	75.00%	8		1		2	P,S,T,M,VP SC	8		
5368	BELLEFONTAINE	05/26/1947	Active	18	1	4	-3	-14.29%	21	10	1		2	P,S,T,M,VP SC	5		\$615.00
Exc Award (06/30/2016, 06/30/2023)																	
5135	BLUFFTON	01/16/1934	Active	54	7	7	0	0.00%	54	20	0			P,S,T,M,VP SC	0		\$1,443.59
Exc Award (06/30/2022, 06/30/2024)																	
5137	BRYAN	01/05/1949	Active	32	3	1	2	6.67%	30	12	0			P,S,T,M,VP SC	0		\$1,475.00
5370	CELINA	03/14/1929	Active	40	2	2	0	0.00%	40	13	1			P,S,T,M,VP SC	1		\$200.00
5371	COLDWATER	01/29/1934	Active	24	0	2	-2	-7.69%	26	12	3		2	P,S,T,M,VP SC	8		
Exc Award (06/30/2016)																	
5139	COLUMBUS GROVE	08/14/1945	Active	27	2	1	1	3.85%	26	28	0			P,S,T,M,VP SC	8		\$5.00
39996	CONTINENTAL	06/08/1981	Active(1)	9	1	21	-20	-68.97%	29	8	1		4	P,S,T,M,VP SC	8		
5140	CONVOY	10/13/1947	Active	17	0	8	-8	-32.00%	25	13	5		9	P,S,T,M,VP SC	6		\$100.00
5372	CRIDERSVILLE	11/06/1950	Active	10	0	2	-2	-16.67%	12	23	2		9	P,S,T,M,VP SC	1		
5141	DEFIANCE	12/04/1940	Active	21	1	1	0	0.00%	21	3	0			P,S,T,M,VP SC	8		\$500.00
5147	FAYETTE	09/17/1940	Active	8	0	1	-1	-11.11%	9	38	1		2	P,S,T,M,VP SC	1		\$100.00
5149	FORT JENNINGS	06/03/1970	Active	51	9	0	9	21.43%	42		10		2	P,S,T,M,VP SC	10		
37629	GLANDORF	10/30/1979	Active	30	1	4	-3	-9.09%	33	11	0			P,S,T,M,VP SC	3		\$700.00
Exc Award (06/30/2023)																	
5151	GROVER HILL	05/25/1948	Active	20	2	0	2	11.11%	18		3		5	P,S,T,M,VP SC	9		
5153	HOLGATE	08/17/1942	Active	30	1	2	-1	-3.23%	31	37	1			P,S,T,M,VP SC	0		\$300.00
Exc Award (06/30/2018, 06/30/2023)																	
5379	HUNTSVILLE INDIAN LAKE	04/27/1970	Active	17	0	1	-1	-5.56%	18	22	10		15	P,S,T,M,VP SC	10		\$10.00



Club Health Assessment for District 13 OH1 through June 2025

			Status	Membership							Reports					Finance		LCIF	
Club Number	Club Name	Charter Date		Current Member Count	YTD Members Added	YTD Members Dropped	YTD Net Growth	YTD Net Growth%	Member Count 12 Months Ago	Avg. length of service for dropped members	Months Since Last MMR ***	Yrs. Since Last Officer Report	President Rotation	Vice President Reported ****	Months Since Last Activity Report ***	Account Balance	Donations for current Fiscal Year		
			Number of times on status quo within last two years	If below 15 members appears					If net loss is greater than 20% appears					If no report in 3 months appears in	When more than one year appears in	Number of repeat terms	Notes the officers that do not have an active	If no report at 12 months appears in red	
5154	KALIDA	06/18/1957	Active	176	9	8	1	0.57%	175	9	0		9	P,S,T,M,VP SC	1	90+ Days	\$25.00		
Exc Award (06/30/2022, 06/30/2023)																			
5380	KENTON	01/14/1947	Active	48	5	5	0	0.00%	48	1	0			P,S,T,M,VP SC	0				
Exc Award (06/30/2016, 06/30/2022, 06/30/2023)																			
5155	LIMA HOST	09/24/1920	Active	12	1	1	0	0.00%	12	2	2		8	P,S,T,M,VP SC	0		\$760.00		
Exc Award (06/30/2022, 06/30/2023)																			
5161	MC COMB	04/28/1949	Active	35	4	7	-3	-7.89%	38	16	0			P,S,T,M,VP SC	0		\$825.00		
Exc Award (06/30/2016, 06/30/2022)																			
5385	MENDON	04/12/1957	Cancelled(6*)	0	0	11	-11	-100.00%	11	27	0		None	P,S,T,M,VP SC	0				
5162	MIDDLE POINT	11/07/1956	Active	15	1	0	1	7.14%	14		2			P,S,T,M,VP SC	0		\$300.00		
5165	NAPOLEON	06/17/1964	Active	44	3	1	2	4.76%	42	4	3			P,S,T,M,VP SC	0		\$809.00		
5166	NORTH BALTIMORE	02/28/1949	Active	20	2	4	-2	-9.09%	22	36	8			P,S,T,M,VP SC	2		\$77.00		
47046	OTTAWA	03/16/1987	Active	20	0	4	-4	-16.67%	24	5	0			P,S,T,M,VP SC	0		\$800.00		
Exc Award (06/30/2023)																			
5168	OTTOVILLE	06/19/1957	Active	47	2	1	1	2.17%	46	59	0		15	P,S,T,M,VP SC	7				
5169	PAULDING	09/12/1949	Active	7	0	1	-1	-12.50%	8	16	2		18	P,S,T,M,VP SC	6		\$20.00		
42272	PERRYSBURG SUNRISE	02/03/1983	Active	13	1	7	-6	-31.58%	19	13	0		None	P,S,T,M,VP SC	4		\$6,520.00		
Exc Award (06/30/2016, 06/30/2017, 06/30/2020)																			
31534	PIONEER	01/22/1976	Active	13	0	2	-2	-13.33%	15	15	3			P,S,T,M,VP SC	0		\$105.00		
31535	PORTAGE	01/22/1976	Active	21	2	2	0	0.00%	21	21	2			P,S,T,M,VP SC	0		\$115.00		
Exc Award (06/30/2016, 06/30/2023)																			
5377	RIVERDALE COMMUNITY	10/02/1945	Active	31	0	4	-4	-11.43%	35	9	4		2	P,S,T,M,VP SC	5		\$10.00		
34509	ROCKFORD	10/24/1977	Active	17	3	0	3	21.43%	14		0		4	P,S,T,M,VP SC	7		\$200.00		
44817	RUSHSYLVANIA	04/29/1985	Active	19	0	0	0	0.00%	19		14			P,S,T,M,VP SC	10		\$3,205.00		
Exc Award (06/30/2016)																			
5174	SPENCERVILLE	10/20/1941	Active	20	0	0	0	0.00%	20		0			P,S,T,M,VP SC	7				
106560	SWANTON	09/08/2009	Active	19	2	1	1	5.56%	18	8	3			P,S,T,M,VP SC	1		\$1,850.00		



Club Health Assessment for District 13 OH1 through June 2025

			Membership								Reports					Finance		LCIF		
Club Number	Club Name	Charter Date		Current Member Count	YTD Members Added	YTD Members Dropped	YTD Net Growth	YTD Net Growth%	Member Count 12 Months Ago	Avg. length of service for dropped members	Months Since Last MMR ***	Yrs. Since Last Officer Report	President Rotation	Vice President Reported ****	Months Since Last Activity Report ***	Account Balance	Donations for current Fiscal Year			
			Number of times on status quo within last two years	If below 15 members appears					If net loss is greater than 20% appears		If no report in 3 months appears in	When more than one year appears in	Number of repeat terms	Notes the officers that do not have an active	If no report at 12 months appears in red					
61311	SYLVANIA SUNRISE	12/02/1998	Active	35	4	1	3	9.38%	32	3	0			P,S,T,M,VP SC	0		\$1,260.00			
Exc Award (06/30/2023)																				
36098	UPPER SCIOTO VALLEY L C	10/27/1978	Active	17	0	0	0	0.00%	17		1		7	P,S,T,M,VP SC	7					
5179	VAN BUREN	03/18/1971	Active	14	0	4	-4	-22.22%	18	7	11		5	P,S,T,M,VP SC	7		\$200.00			
5181	VENEDOCIA	04/10/1961	Active	23	0	2	-2	-8.00%	25	44	0		2	P,S,T,M,VP SC	9					
5407	WAPAKONETA	05/23/1950	Active	28	0	6	-6	-17.65%	34	27	5			P,S,T,M,VP SC	7		\$500.00			
Exc Award (06/30/2016)																				
5182	WAUSEON	09/12/1951	Active	14	1	2	-1	-6.67%	15	11	2			P,S,T,M,VP SC	0		\$3,600.00			
Exc Award (06/30/2016, 06/30/2018)																				
5408	WAYNESFIELD	06/23/1948	Active	33	2	9	-7	-17.50%	40	3	1			P,S,T,M,VP SC	0		\$135.00			
Exc Award (06/30/2016, 06/30/2022, 06/30/20)																				
5409	WEST LIBERTY	07/22/1941	Active	63	6	3	3	5.00%	60	21	1			P,S,T,M,VP SC	0	90+ Days	\$1,020.00			
Exc Award (06/30/2016, 06/30/2022, 06/30/20)																				
5183	WEST UNITY	11/30/1948	Active	14	0	1	-1	-6.67%	15	32	0		4	P,S,T,M,VP SC	0		\$95.00			
5184	WILLSHIRE	12/02/1964	Active	11	0	1	-1	-8.33%	12	21	2		18	P,S,T,M,VP SC	8					
Current Total Clubs Count	YTD New Clubs Count	YTD Cancelled Clubs Count	YTD Net Club Gain	Current Total Members Count	YTD Add	YTD Drop	YTD Net Growth	YTD Net Growth %	Member Count 12 Months Ago	Average Member Count Per Club	% of Clubs with less than 20 members	% No MMR in 3 Months	% No Officer Report in 12 Months	% of Clubs with balance 90+ days	Number of Clubs in Status Quo	% Status Quo Clubs in Financial Suspension	Number of Cancelled Clubs	Average Cancelled Club Age	Members Lost Due to Cancellation	% of Clubs Cancelled for Non-Financial Reasons
48	0	1	-1	1,334	90	158	-68	-4.85%	1,402	28	42%	31%	0%	4%	0	0%	1	68	11	100%

* - P - Priority Club. Cancellation Reasons: 1-Objectives/conduct, 2-Non-active club, 5-Non-existing club, 6-Disbanding, 7-Merger, 8-Financial Suspension, 9-District/Multiple District Dues.

** - Abbreviation: P-President, S-Secretary, T-Treasurer, M-Member Chairperson, VP-First Vice President, MC-Communications Chairperson, SC-Service Chairperson

*** - Abbreviation: N/R - Never reported using the Lions Clubs website, N/A - Not applicable, No password registered for the Lions Clubs website.

**** - Abbreviation: N - New, IP - Immediate Past, R - Repeat.



Club Health Assessment for District 13 OH2 through June 2025

			Status	Membership							Reports				Finance	LCIF	
Club Number	Club Name	Charter Date		Current Member Count	YTD Members Added	YTD Members Dropped	YTD Net Growth	YTD Net Growth%	Member Count 12 Months Ago	Avg. length of service for dropped members	Months Since Last MMR ***	Yrs. Since Last Officer Report	President Rotation	Vice President Reported ****	Months Since Last Activity Report ***	Account Balance	Donations for current Fiscal Year
			Number of times on status quo within last two years	If below 15 members appears				If net loss is greater than 20% appears			If no report in 3 months appears in	When more than one year appears in	Number of repeat terms	Notes the officers that do not have an active	If no report at 12 months appears in red		
Clubs more than two years old																	
5186	AMHERST	01/30/1951	Active	15	0	1	-1	-6.25%	16	14	2		13	P,S,T,M,VP SC	4		\$275.00
5188	ASHLAND	11/16/1920	Active	50	7	15	-8	-13.79%	58	14	0			P,S,T,M,VP SC	0		\$50.00
Exc Award (06/30/2022, 06/30/2023)																	
5189	ASHLAND EVENING	08/08/1963	Active	24	0	6	-6	-20.00%	30	10	0			P,S,T,M,VP SC	1		\$1,675.00
Exc Award (06/30/2021)																	
5190	ATTICA	11/14/1957	Active	30	1	6	-5	-14.29%	35	8	0			P,S,T,M,VP SC	0		\$675.00
Exc Award (06/30/2018, 06/30/2022, 06/30/2023)																	
5191	AVON	11/26/1957	Active	45	0	10	-10	-18.18%	55	14	3		2	P,S,T,M,VP SC	2		\$3,000.00
Exc Award (06/30/2022, 06/30/2023)																	
5192	BASCOM	02/05/1963	Active	38	3	0	3	8.57%	35		2			P,S,T,M,VP SC	1		\$2,300.00
5193	BELLEVUE	09/14/1944	Active	17	1	4	-3	-15.00%	20	18	2			P,S,T,M,VP SC	1		\$1,000.00
5194	BELLVILLE	12/12/1956	Active	23	3	0	3	15.00%	20		0			P,S,T,M,VP SC	0		\$1,225.00
Exc Award (06/30/2021)																	
5195	BLOOMVILLE	03/29/1966	Active	42	0	3	-3	-6.67%	45	22	0			P,S,T,M,VP SC	2		\$500.00
149501	Buckeye Central Community	03/03/2022	Active	12	2	3	-1	-7.69%	13	3	1			P,S,T,M,VP SC	0		\$500.00
5196	BUCYRUS	04/19/1939	Active	20	5	0	5	33.33%	15		2			P,S,T,M,VP SC	0		\$350.00
Exc Award (06/30/2016)																	
5197	BUTLER	08/27/1953	Active	20	0	0	0	0.00%	20		2		2	P,S,T,M,VP SC	0		\$600.00
5198	CASTALIA	01/09/1950	Active	47	8	1	7	17.50%	40	20	1		11	P,S,T,M,VP SC	2		\$250.00
108030	CLYDE	04/08/2010	Active	12	0	1	-1	-7.69%	13	4	5		2	P,S,T,M,VP SC	0		
5199	COLONEL CRAWFORD L C	03/29/1971	Active	35	4	3	1	2.94%	34	32	1			P,S,T,M,VP SC	3		\$1,700.00
5200	CRESTLINE	05/12/1949	Active	21	0	9	-9	-30.00%	30	13	0		3	P,S,T,M,VP SC	0		\$1,350.00
43464	ELMORE	02/15/1984	Active	8	0	1	-1	-11.11%	9	40	0		8	P,S,T,M,VP SC	7		\$725.00
5201	ELYRIA EVENING	03/26/1941	Active	22	4	3	1	4.76%	21	0	4		2	P,S,T,M,VP SC	0		\$250.00
Exc Award (06/30/2021)																	
5204	FIRELANDS	05/16/1957	Active	18	0	5	-5	-21.74%	23	14	0		2	P,S,T,M,VP SC	7		\$2,025.00



Club Health Assessment for District 13 OH2 through June 2025

			Status	Membership							Reports					Finance		LCIF
Club Number	Club Name	Charter Date		Current Member Count	YTD Members Added	YTD Members Dropped	YTD Net Growth	YTD Net Growth%	Member Count 12 Months Ago	Avg. length of service for dropped members	Months Since Last MMR ***	Yrs. Since Last Officer Report	President Rotation	Vice President Reported ****	Months Since Last Activity Report ***	Account Balance	Donations for current Fiscal Year	
			Number of times on status quo within last two years	If below 15 members appears				If net loss is greater than 20% appears			If no report in 3 months appears in	When more than one year appears in	Number of repeat terms	Notes the officers that do not have an active	If no report at 12 months appears in red			
5205	FOSTORIA Exc Award (06/30/2022)	01/10/1936	Active	9	0	4	-4	-30.77%	13	11	1		14	P,S,T,M,VP SC	7		\$1,050.00	
5206	FREMONT	02/12/1929	Active	37	5	1	4	12.12%	33	11	0		2	P,S,T,M,VP SC	0		\$500.00	
5211	HAYESVILLE Exc Award (06/30/2017, 06/30/2018)	12/16/1948	Active	34	0	8	-8	-19.05%	42	11	6			P,S,T,M,VP SC	6		\$625.00	
5212	HURON	09/01/1966	Active	35	6	3	3	9.38%	32	10	0		2	P,S,T,M,VP SC	6			
5213	JEROMESVILLE	12/08/1943	Active	5	0	5	-5	-50.00%	10	10	0		None	P,S,T,M,VP SC	6			
5214	LA GRANGE Exc Award (06/30/2017, 06/30/2018, 06/30/20)	04/18/1947	Active	67	5	0	5	8.06%	62		0		11	P,S,T,M,VP SC	0		\$2,500.00	
5216	LINDSEY	06/15/1957	Active	35	1	1	0	0.00%	35	44	7		2	P,S,T,M,VP SC	0		\$1,506.00	
5217	LORAIN	08/24/1922	Active	55	7	8	-1	-1.79%	56	7	0			P,S,T,M,VP SC	1		\$2,118.66	
5218	LOUDONVILLE Exc Award (06/30/2024)	05/23/1950	Active	46	7	1	6	15.00%	40	18	1			P,S,T,M,VP SC	1		\$400.00	
5219	LUCAS Exc Award (06/30/2021)	04/23/1953	Active	30	3	3	0	0.00%	30	16	0			P,S,T,M,VP SC	0		\$1,190.00	
5220	MADISON TOWNSHIP L C Exc Award (06/30/2023)	12/04/1969	Active	24	4	5	-1	-4.00%	25	29	0		2	P,S,T,M,VP SC	4		\$1,100.00	
136817	Mansfield United	02/20/2019	Active	25	11	3	8	47.06%	17	0	0		2	P,S,T,M,VP SC	0	90+ Days	\$430.50	
43465	MARBLEHEAD PENINSULA Exc Award (06/30/2021, 06/30/2023)	02/15/1984	Active	51	7	4	3	6.25%	48	4	0			P,S,T,M,VP SC	1		\$100.00	
5223	MIFFLIN Exc Award (06/30/2018)	01/28/1953	Active	22	0	2	-2	-8.33%	24	8	1			P,S,T,M,VP SC	4			
35338	MILAN	04/21/1978	Active(1)	10	1	4	-3	-23.08%	13	23	0	1	None	P,S,T,M,VP SC	1		\$400.00	
5226	NORTH FAIRFIELD	03/24/1961	Active	13	0	0	0	0.00%	13		15			P,S,T,M,VP SC	2		\$60.00	
5227	NORTH RIDGEVILLE Exc Award (06/30/2018, 06/30/2020, 06/30/20)	05/09/1961	Active	61	6	6	0	0.00%	61	10	0			P,S,T,M,VP SC	2		\$2,595.00	
5228	NORWALK Exc Award (06/30/2022)	04/09/1946	Active	56	1	2	-1	-1.75%	57	10	0			P,S,T,M,VP SC	0		\$2,400.00	



Club Health Assessment for District 13 OH2 through June 2025

			Status	Membership							Reports				Finance		LCIF
Club Number	Club Name	Charter Date		Current Member Count	YTD Members Added	YTD Members Dropped	YTD Net Growth	YTD Net Growth%	Member Count 12 Months Ago	Avg. length of service for dropped members	Months Since Last MMR ***	Yrs. Since Last Officer Report	President Rotation	Vice President Reported ****	Months Since Last Activity Report ***	Account Balance	Donations for current Fiscal Year
			Number of times on status quo within last two years	If below 15 members appears				If net loss is greater than 20% appears			If no report in 3 months appears in	When more than one year appears in	Number of repeat terms	Notes the officers that do not have an active	If no report at 12 months appears in red		
38133	OAK HARBOR	03/31/1980	Active	42	3	1	2	5.00%	40	21	0			P,S,T,M,VP SC	1		\$1,575.00
5230	OLD FORT	11/02/1944	Active	55	0	4	-4	-6.78%	59	22	2			P,S,T,M,VP SC	6		\$500.00
5231	ONTARIO	04/07/1953	Active	27	3	3	0	0.00%	28	17	2			P,S,T,M,VP SC	1		\$300.00
	Exc Award (06/30/2018, 06/30/2021)																
5232	PERRYSVILLE	03/20/1951	Active	10	0	1	-1	-9.09%	11	57	5			P,S,T,M,VP SC	1		\$565.00
	Exc Award (06/30/2018, 06/30/2021, 06/30/2022)																
32916	PLYMOUTH	11/04/1976	Active	10	0	1	-1	-9.09%	11	29	5		2	P,S,T,M,VP SC	3		
	Exc Award (06/30/2022, 06/30/2023)																
5233	POLK	11/07/1949	Active	26	9	6	3	13.04%	23	14	0		2	P,S,T,M,VP SC	4		\$200.00
5234	PORT CLINTON	01/21/1954	Active	29	2	1	1	3.57%	28	2	0			P,S,T,M,VP SC	0		\$689.00
5235	REPUBLIC	05/03/1948	Active	37	3	0	3	8.82%	34		0		3	P,S,T,M,VP SC	2		\$1,000.00
5236	ROWSBURG	12/28/1954	Active	16	3	0	3	23.08%	13		1			P,S,T,M,VP SC	8		
5237	SANDUSKY	05/07/1925	Active	32	1	3	-2	-5.88%	34	2	0			P,S,T,M,VP SC	1		\$585.00
5238	SAVANNAH-CRESTVIEW	02/15/1944	Active	29	0	4	-4	-12.12%	33	9	1			P,S,T,M,VP SC	0		\$2,000.00
103762	SHEFFIELD VILLAGE	10/06/2008	Active(1)	13	1	4	-3	-18.75%	16	9	8			P,S,T,M,VP SC	7		
139936	Shelby United	10/29/2020	Active	15	5	4	1	7.14%	15	2	1		6	P,S,T,M,VP SC	1		\$300.00
5243	TIFFIN	02/25/1929	Active	41	0	2	-2	-4.65%	43	17	7			P,S,T,M,VP SC	0		\$500.00
	Exc Award (06/30/2016)																
5244	UPPER SANDUSKY	01/14/1948	Active	61	4	5	-1	-1.61%	62	15	0			P,S,T,M,VP SC	4		\$625.00
5245	VERMILION	01/25/1951	Active	45	4	4	0	0.00%	45	21	0		2	P,S,T,M,VP SC	1		\$1,125.00

Clubs Cancelled Previous Fiscal Year – Clubs Cancelled within last 12 months may be reinstated

Club Number	Club Name	Charter Date	Current Status*	Cancellation Date
5242	SYCAMORE	02/16/1945	Cancelled(6*)	07/29/2023



Club Health Assessment for District 13 OH2 through June 2025

				Status		Membership							Reports					Finance		LCIF
Club Number	Club Name	Charter Date	Current Member Count			YTD Members Added	YTD Members Dropped	YTD Net Growth	YTD Net Growth%	Member Count 12 Months Ago	Avg. length of service for dropped members	Months Since Last MMR ***	Yrs. Since Last Officer Report	President Rotation	Vice President Reported ****	Months Since Last Activity Report ***	Account Balance	Donations for current Fiscal Year		
				Number of times on status quo within last two years	If below 15 members appears			If net loss is greater than 20% appears			If no report in 3 months appears in		When more than one year appears in	Number of repeat terms	Notes the officers that do not have an active	If no report at 12 months appears in red				
Current Total Clubs Count	YTD New Clubs Count	YTD Cancelled Clubs Count	YTD Net Club Gain	Current Total Members Count	YTD Add	YTD Drop	YTD Net Growth	YTD Net Growth %	Member Count 12 Months Ago	Average Member Count Per Club	% of Clubs with less than 20 members	% No MMR in 3 Months	% No Officer Report in 12 Months	% of Clubs with balance 90+ days	Number of Clubs in Status Quo	% Status Quo Clubs in Financial Suspension	Number of Cancelled Clubs	Average Cancelled Club Age	Members Lost Due to Cancellation	% of Clubs Cancelled for Non-Financial Reasons
53	0	0	0	1,602	140	174	-34	-2.08%	1,638	30	28%	19%	2%	2%	0	0%	0	0	0	0%

* - P - Priority Club. Cancellation Reasons: 1-Objectives/conduct, 2-Non-active club, 5-Non-existing club, 6-Disbanding, 7-Merger, 8-Financial Suspension, 9-District/Multiple District Dues.

** - Abbreviation: P-President, S-Secretary, T-Treasurer, M-Member Chairperson, VP-First Vice President, MC-Communications Chairperson, SC-Service Chairperson

*** - Abbreviation: N/R - Never reported using the Lions Clubs website, N/A - Not applicable, No password registered for the Lions Clubs website.

**** - Abbreviation: N - New, IP - Immediate Past, R - Repeat.



Club Health Assessment for District 13 OH3 through June 2025

			Status	Membership							Reports					Finance	LCIF	
Club Number	Club Name	Charter Date		Current Member Count	YTD Members Added	YTD Members Dropped	YTD Net Growth	YTD Net Growth%	Member Count 12 Months Ago	Avg. length of service for dropped members	Months Since Last MMR ***	Yrs. Since Last Officer Report	President Rotation	Vice President Reported ****	Months Since Last Activity Report ***	Account Balance	Donations for current Fiscal Year	
			Number of times on status quo within last two years	If below 15 members appears				If net loss is greater than 20% appears			If no report in 3 months appears in	When more than one year appears in	Number of repeat terms		Notes the officers that do not have an active	If no report at 12 months appears in red		
Clubs more than two years old																		
5452	ADENA	11/01/1945	Active	54	5	8	-3	-5.26%	57	14	1			P,S,T,M,VP SC	0		\$1,035.00	
Exc Award (06/30/2016, 06/30/2022)																		
5248	AKRON HOST	10/30/1920	Active	12	3	0	3	33.33%	9		2		11	P,S,T,M,VP SC	3		\$200.00	
Exc Award (06/30/2023)																		
5255	BEDFORD	01/19/1926	Active	28	2	2	0	0.00%	28	12	3			P,S,T,M,VP SC	1			
Exc Award (06/30/2022, 06/30/2023)																		
5456	BOLIVAR	10/21/1943	Active	18	1	2	-1	-5.26%	19	1	2			P,S,T,M,VP SC	2		\$412.00	
Exc Award (06/30/2023, 06/30/2024)																		
5458	BRILLIANT	04/02/1951	Active	27	0	6	-6	-18.18%	33	13	1		5	P,S,T,M,VP SC	0		\$25.00	
Exc Award (06/30/2020, 06/30/2022)																		
31845	BROADVIEW HEIGHTS	03/22/1976	Active	61	12	3	9	17.31%	52	4	2			P,S,T,M,VP SC	0		\$9,912.00	
Exc Award (06/30/2023)																		
5459	CADIZ	11/12/1936	Active	26	0	2	-2	-7.14%	28	21	2		4	P,S,T,M,VP SC	0		\$100.00	
5460	CAMBRIDGE	11/07/1924	Active	80	5	4	1	1.27%	79	16	2			P,S,T,M,VP SC	0		\$3,050.00	
Exc Award (06/30/2020, 06/30/2022)																		
5263	CHIPPEWA LAKE	08/23/1956	Active	42	7	5	2	5.00%	40	5	0			P,S,T,M,VP SC	8		\$100.00	
Exc Award (06/30/2022, 06/30/2023)																		
5462	CLAYLAND	09/29/1954	Active	34	0	5	-5	-12.82%	39	12	0		2	P,S,T,M,VP SC	0		\$475.00	
Exc Award (06/30/2016, 06/30/2022, 06/30/2023)																		
5267	COPLEY NORTON	12/09/1970	Active	23	0	0	0	0.00%	23		5		4	P,S,T,M,VP SC	7		\$500.00	
5464	CRESTON	02/09/1944	Active	23	2	3	-1	-4.17%	24	21	1			P,S,T,M,VP SC	2		\$250.00	
Exc Award (06/30/2022)																		
5268	CUYAHOGA FALLS	10/28/1925	Active	27	1	5	-4	-12.90%	31	6	0		2	P,S,T,M,VP SC	0		\$500.00	
Exc Award (06/30/2020, 06/30/2022)																		
5465	DILLONVALE MOUNT PLEASANT	06/24/1941	Active	9	0	2	-2	-18.18%	11	9	0			P,S,T,M,VP SC	0		\$300.00	
Exc Award (06/30/2022)																		
5466	DOVER	12/21/1944	Active	31	1	2	-1	-3.13%	32	15	0			P,S,T,M,VP SC	0		\$2,935.00	
Exc Award (06/30/2023, 06/30/2024)																		



Club Health Assessment for District 13 OH3 through June 2025

			Status	Membership							Reports					Finance		LCIF
Club Number	Club Name	Charter Date		Current Member Count	YTD Members Added	YTD Members Dropped	YTD Net Growth	YTD Net Growth%	Member Count 12 Months Ago	Avg. length of service for dropped members	Months Since Last MMR ***	Yrs. Since Last Officer Report	President Rotation	Vice President Reported ****	Months Since Last Activity Report ***	Account Balance	Donations for current Fiscal Year	
			Number of times on status quo within last two years	If below 15 members appears				If net loss is greater than 20% appears			If no report in 3 months appears in	When more than one year appears in	Number of repeat terms	Notes the officers that do not have an active	If no report at 12 months appears in red			
5467	DOYLESTOWN	03/02/1934	Active	81	5	13	-8	-8.99%	89	11	0			P,S,T,M,VP SC	1		\$6,120.00	
	Exc Award (06/30/2018, 06/30/2022, 06/30/2023)																	
5493	GARAWAY	04/27/1953	Cancelled(6*)	0	0	12	-12	-100.00%	12	25	1		None	P,S,T,M,VP SC	7			
	Exc Award (06/30/2023)																	
105342	GNADENHUTTEN	05/15/2009	Active	6	4	7	-3	-33.33%	9	15	0		13	P,S,T,M,VP SC	9			
	Exc Award (06/30/2016)																	
116196	GUERNSEY COUNTY	02/28/2012	Active	19	3	0	3	18.75%	16		0		2	P,S,T,M,VP SC	0		\$50.00	
	Exc Award (06/30/2020, 06/30/2022)																	
133062	Hudson Cyber	11/02/2017	Active	14	0	4	-4	-22.22%	18	2	5		3	P,S,T,M,VP SC	6			
129110	Lakemore	10/10/2016	Active	14	1	6	-5	-26.32%	19	3	0			P,S,T,M,VP SC	1		\$10.00	
	Exc Award (06/30/2020)																	
5474	MARSHALLVILLE	04/23/1956	Active	21	3	4	-1	-4.55%	22	2	2		2	P,S,T,M,VP SC	8		\$100.00	
	Exc Award (06/30/2023)																	
106863	MARTINS FERRY	11/11/2009	Active	21	3	8	-5	-19.23%	26	2	0		2	P,S,T,M,VP SC	1			
	Exc Award (06/30/2022)																	
5284	MEDINA	09/23/1943	Active	18	0	0	0	0.00%	18		14		3	P,S,T,M,VP SC	1		\$550.00	
	Exc Award (06/30/2022, 06/30/2023)																	
5476	MIDVALE	11/30/1955	Active	13	0	1	-1	-7.14%	14	14	1			P,S,T,M,VP SC	2			
	Exc Award (06/30/2016, 06/30/2023)																	
5477	MILLERSBURG	03/23/1955	Active	51	1	11	-10	-16.39%	61	7	2		10	P,S,T,M,VP SC	4		\$1,025.00	
	Exc Award (06/30/2022, 06/30/2023)																	
5479	MINGO JUNCTION	01/25/1956	Active	10	4	5	-1	-9.09%	11	15	1			P,S,T,M,VP SC	7			
	Exc Award (06/30/2017, 06/30/2022)																	
5287	MOGADORE	04/12/1951	Active	17	0	0	0	0.00%	17		17		2	P,S,T,M,VP SC	11			
5481	NEW PHILADELPHIA	06/02/1925	Active	28	0	0	0	0.00%	28		1		2	P,S,T,M,VP SC	3		\$300.00	
	Exc Award (06/30/2016)																	
5482	NEW PITTSBURG	01/20/1958	Active	9	0	0	0	0.00%	9		20		7	P,S,T,M,VP SC	10			
5480	NEWCOMERSTOWN	06/25/1940	Active	8	0	1	-1	-11.11%	9	46	0		9	P,S,T,M,VP SC	0		\$200.00	



Club Health Assessment for District 13 OH3 through June 2025

			Status	Membership							Reports					Finance		LCIF
Club Number	Club Name	Charter Date		Current Member Count	YTD Members Added	YTD Members Dropped	YTD Net Growth	YTD Net Growth%	Member Count 12 Months Ago	Avg. length of service for dropped members	Months Since Last MMR ***	Yrs. Since Last Officer Report	President Rotation	Vice President Reported ****	Months Since Last Activity Report ***	Account Balance	Donations for current Fiscal Year	
			Number of times on status quo within last two years	If below 15 members appears				If net loss is greater than 20% appears			If no report in 3 months appears in	When more than one year appears in	Number of repeat terms	Notes the officers that do not have an active	If no report at 12 months red			
5289	NORDONIA HILLS	12/03/1963	Active	15	0	0	0	0.00%	15		7			P,S,T,M,VP SC	7		\$200.00	
	Exc Award (06/30/2023)																	
5291	NORTH ROYALTON	11/12/1973	Active	52	0	7	-7	-11.86%	59	34	1			P,S,T,M,VP SC	1		\$2,325.00	
	Exc Award (06/30/2022, 06/30/2023)																	
103922	ORRVILLE	11/06/2008	Active	10	1	5	-4	-28.57%	14	2	1		2	P,S,T,M,VP SC	11		\$450.00	
	Exc Award (06/30/2022, 06/30/2023)																	
111388	PARMA HILLS	06/16/2011	Active(1)	6	0	1	-1	-14.29%	7	8	4		4	P,S,T,M,VP SC	9			
5484	RICHMOND	01/20/1949	Active	27	0	2	-2	-6.90%	29	3	1		2	P,S,T,M,VP SC	9		\$25.00	
5485	RITTMAN	10/20/1943	Active	34	9	2	7	25.93%	27	1	5		2	P,S,T,M,VP SC	6		\$125.00	
	Exc Award (06/30/2024)																	
5488	SHREVE	04/12/1944	Cancelled(6*)	0	0	0	0	0.00%	0		12		None	P,S,T,M,VP SC	12			
	Exc Award (06/30/2023)																	
5491	STEUBENVILLE	06/04/1924	Active	10	0	3	-3	-23.08%	13	6	6		None	P,S,T,M,VP SC	9		\$150.00	
5298	STOW MUNROE FALLS	11/30/1938	Active	41	2	3	-1	-2.38%	42	19	2			P,S,T,M,VP SC	0		\$925.00	
	Exc Award (06/30/2023)																	
5492	STRASBURG	06/23/1954	Active	21	2	2	0	0.00%	21	31	0			P,S,T,M,VP SC	1		\$55.00	
	Exc Award (06/30/2020, 06/30/2023)																	
5272	SUMMIT NORTH	05/02/1932	Active	33	5	7	-2	-5.71%	35	8	0		6	P,S,T,M,VP SC	3			
5300	TALLMADGE	11/14/1938	Active	10	0	0	0	0.00%	10		2		2	P,S,T,M,VP SC	9			
5494	TORONTO	03/12/1957	Active	18	2	1	1	5.88%	17	68	4			P,S,T,M,VP SC	1		\$125.00	
	Exc Award (06/30/2022)																	
5301	WADSWORTH	10/08/1925	Active	47	4	9	-5	-9.62%	52	16	0		None	P,S,T,M,VP SC	11			
110379	WARREN TOWNSHIP	02/17/2011	Active	21	0	0	0	0.00%	21		15		9	P,S,T,M,VP SC	7			
	Exc Award (06/30/2023)																	
5497	WARWICK L C	12/10/1971	Active	9	0	0	0	0.00%	9		0		12	P,S,T,M,VP SC	1		\$100.00	
	Exc Award (06/30/2016)																	
58689	WESTSHORE	09/16/1996	Active	10	1	0	1	11.11%	9		2		2	P,S,T,M,VP SC	0			
5500	WOOSTER NOON	06/30/1927	Active	82	4	10	-6	-6.82%	88	18	1			P,S,T,M,VP SC	0		\$6,810.00	



Club Health Assessment for District 13 OH3 through June 2025

			Status	Membership							Reports				Finance	LCIF	
Club Number	Club Name	Charter Date		Current Member Count	YTD Members Added	YTD Members Dropped	YTD Net Growth	YTD Net Growth%	Member Count 12 Months Ago	Avg. length of service for dropped members	Months Since Last MMR ***	Yrs. Since Last Officer Report	President Rotation	Vice President Reported ****	Months Since Last Activity Report ***	Account Balance	Donations for current Fiscal Year
			Number of times on status quo within last two years	If below 15 members appears			If net loss is greater than 20% appears				If no report in 3 months appears in	When more than one year appears in	Number of repeat terms	Notes the officers that do not have an active	If no report at 12 months appears in red		
Exc Award (06/30/2022)																	
5472	WOOSTER-MADISONBURG EVENING	05/15/1958	Active	6	0	5	-5	-45.45%	11	19	0		None	P,S,T,M,VP SC	2		\$85.00
Exc Award (06/30/2023)																	

Clubs Cancelled Previous Fiscal Year – Clubs Cancelled within last 12 months may be reinstated

Club Number	Club Name	Charter Date	Current Status*	Cancellation Date
5453	APPLE CREEK	02/19/1951	Cancelled(6*)	12/29/2023

Current Total Clubs Count	YTD New Clubs Count	YTD Cancelled Clubs Count	YTD Net Club Gain	Current Total Members Count	YTD Add	YTD Drop	YTD Net Growth	YTD Net Growth %	Member Count 12 Months Ago	Average Member Count Per Club	% of Clubs with less than 20 members	% No MMR in 3 Months	% No Officer Report in 12 Months	% of Clubs with balance 90+ days	Number of Clubs in Status Quo	% Status Quo Clubs in Financial Suspension	Number of Cancelled Clubs	Average Cancelled Club Age	Members Lost Due to Cancellation	% of Clubs Cancelled for Non-Financial Reasons
48	0	2	-2	1,277	93	178	-85	-6.24%	1,362	27	46%	25%	0%	0%	0	0%	2	113	12	100%

* - P - Priority Club. Cancellation Reasons: 1-Objectives/conduct, 2-Non-active club, 5-Non-existing club, 6-Disbanding, 7-Merger, 8-Financial Suspension, 9-District/Multiple District Dues.

** - Abbreviation: P-President, S-Secretary, T-Treasurer, M-Member Chairperson, VP-First Vice President, MC-Communications Chairperson, SC-Service Chairperson

*** - Abbreviation: N/R - Never reported using the Lions Clubs website, N/A - Not applicable, No password registered for the Lions Clubs website.

**** - Abbreviation: N - New, IP - Immediate Past, R - Repeat.



Club Health Assessment for District 13 OH4 through June 2025

			Status	Membership							Reports					Finance		LCIF
Club Number	Club Name	Charter Date		Current Member Count	YTD Members Added	YTD Members Dropped	YTD Net Growth	YTD Net Growth%	Member Count 12 Months Ago	Avg. length of service for dropped members	Months Since Last MMR ***	Yrs. Since Last Officer Report	President Rotation	Vice President Reported ****	Months Since Last Activity Report ***	Account Balance	Donations for current Fiscal Year	
			Number of times on status quo within last two years	If below 15 members appears				If net loss is greater than 20% appears			If no report in 3 months appears in	When more than one year appears in	Number of repeat terms	Notes the officers that do not have an active	If no report at 12 months appears in red			
Clubs less than two years old																		
156973	Willoughby Hills	01/10/2024	Active	38	2	8	-6	-13.64%	44	1	0		2	P,S,T,M,VP SC	0		\$60.00	
Clubs more than two years old																		
5307	ALLIANCE	02/24/1943	Active	29	2	2	0	0.00%	29	30	1			P,S,T,M,VP SC	0		\$1,000.00	
5253	ASHTABULA	09/27/1944	Active	22	0	2	-2	-8.33%	24	5	1			P,S,T,M,VP SC	4		\$1,610.00	
33651	AUSTINTOWN	04/29/1977	Active	16	1	3	-2	-11.11%	18	5	1		10	P,S,T,M,VP SC	6		\$55.00	
Exc Award (06/30/2022)																		
5309	BEACH CITY	11/28/1951	Cancelled(6*)	0	0	9	-9	-100.00%	8	20	6	1	None	P,S,T,M,VP SC	9			
5310	BOARDMAN	06/06/1968	Active	42	7	4	3	7.69%	39	8	0			P,S,T,M,VP SC	0		\$10.00	
5313	BRIMFIELD	02/26/1957	Active	31	3	5	-2	-6.06%	33	21	0			P,S,T,M,VP SC	1		\$1,045.00	
Exc Award (06/30/2017, 06/30/2018, 06/30/20)																		
30813	CALCUTTA	05/27/1975	Active	35	10	1	9	34.62%	26	10	1			P,S,T,M,VP SC	0		\$665.00	
Exc Award (06/30/2017)																		
5314	CANAL FULTON	12/08/1971	Active	71	13	4	9	14.52%	62	18	0		5	P,S,T,M,VP SC	0		\$590.00	
Exc Award (06/30/2023, 06/30/2024)																		
35147	CANFIELD	03/27/1978	Active	43	0	0	0	0.00%	43		10		2	P,S,T,M,VP SC	5		\$1,565.00	
Exc Award (06/30/2022)																		
5262	CHESTERLAND	01/20/1969	Active	31	1	6	-5	-13.89%	36	21	4		3	P,S,T,M,VP SC	1			
5266	CONNEAUT	11/30/1944	Active	17	0	3	-3	-15.00%	20	29	5			P,S,T,M,VP SC	8		\$350.00	
5318	CORTLAND	03/06/1939	Active	25	2	2	0	0.00%	25	13	0			P,S,T,M,VP SC	0		\$150.00	
5319	CRESTWOOD L C	10/26/1970	Active	16	5	3	2	14.29%	14	17	1		3	P,S,T,M,VP SC	8		\$135.00	
5321	EAST LIVERPOOL	09/29/1924	Cancelled(6*)	0	2	13	-11	-100.00%	11	26	7		None	P,S,T,M,VP SC	9		\$3,426.00	
5324	GIRARD	11/02/1955	Active	11	0	0	0	0.00%	11		15		4	P,S,T,M,VP SC	6			
5325	HARTVILLE	09/20/1946	Active	32	3	0	3	10.34%	29		1			P,S,T,M,VP SC	0		\$2,600.00	
5277	HIGHLAND HEIGHTS	10/31/1960	Active	40	3	0	3	8.11%	37		2			P,S,T,M,VP SC	1		\$500.00	
Exc Award (06/30/2022, 06/30/2023, 06/30/20)																		
5326	HOMEWORTH	04/15/1952	Active	8	0	2	-2	-20.00%	10	1	1			P,S,T,M,VP SC	8		\$500.00	



Club Health Assessment for District 13 OH4 through June 2025

			Status	Membership							Reports					Finance		LCIF
Club Number	Club Name	Charter Date		Current Member Count	YTD Members Added	YTD Members Dropped	YTD Net Growth	YTD Net Growth%	Member Count 12 Months Ago	Avg. length of service for dropped members	Months Since Last MMR ***	Yrs. Since Last Officer Report	President Rotation	Vice President Reported ****	Months Since Last Activity Report ***	Account Balance	Donations for current Fiscal Year	
			Number of times on status quo within last two years	If below 15 members appears				If net loss is greater than 20% appears			If no report in 3 months appears in	When more than one year appears in	Number of repeat terms	Notes the officers that do not have an active	If no report at 12 months appears in red			
5327	HUBBARD AREA L C, INC. Exc Award (06/30/2022, 06/30/2023)	10/08/1971	Active	21	0	6	-6	-22.22%	27	3	4			P,S,T,M,VP SC	7		\$285.00	
5328	JACKSON TOWNSHIP Exc Award (06/30/2016)	08/18/1960	Active	28	4	3	1	3.70%	27	36	0			P,S,T,M,VP SC	0		\$875.00	
5329	KENT Exc Award (06/30/2022, 06/30/2024)	10/18/1946	Active	45	3	8	-5	-10.00%	50	10	1		2	P,S,T,M,VP SC	0		\$2,115.00	
5331	LISBON Exc Award (06/30/2023, 06/30/2024)	10/23/1956	Active	39	6	2	4	11.43%	35	40	0			P,S,T,M,VP SC	1		\$115.00	
5332	LORDSTOWN Exc Award (06/30/2023)	11/19/1973	Active	11	0	5	-5	-31.25%	16	9	0		None	P,S,T,M,VP SC	6			
5335	MAGNOLIA Exc Award (06/30/2023)	07/30/1943	Active	34	3	4	-1	-2.86%	35	15	1			P,S,T,M,VP SC	1		\$550.00	
5337	MASSILLON Exc Award (06/30/2022)	03/05/1943	Active	44	1	5	-4	-8.33%	48	15	4			P,S,T,M,VP SC	0		\$625.00	
5340	NEW MIDDLETOWN Exc Award (06/30/2022)	05/02/1957	Active	27	0	0	0	0.00%	27		13		None	P,S,T,M,VP SC	8		\$3,000.00	
5342	NEW WATERFORD Exc Award (06/30/2022)	04/02/1957	Active	20	2	2	0	0.00%	20	5	2		None	P,S,T,M,VP SC	3		\$2,010.00	
5341	NEWTON FALLS Exc Award (06/30/2022, 06/30/2023)	05/17/1951	Active	5	0	0	0	0.00%	5		11		16	P,S,T,M,VP SC	0		\$500.00	
5343	NILES Exc Award (06/30/2022, 06/30/2023)	05/27/1948	Active	23	3	2	1	4.55%	22	8	1			P,S,T,M,VP SC	1		\$100.00	
5345	NORTH CANTON Exc Award (06/30/2022, 06/30/2023)	10/25/1955	Active	26	3	1	2	8.33%	24	2	0			P,S,T,M,VP SC	0		\$1,025.00	
5304	NORTH COAST L C Exc Award (06/30/2022)	02/13/1962	Active	14	0	1	-1	-6.67%	15	3	1		3	P,S,T,M,VP SC	0		\$125.00	
5292	PAINESVILLE Exc Award (06/30/2022, 06/30/2024)	05/31/1944	Active	40	6	3	3	8.11%	37	16	1		4	P,S,T,M,VP SC	0	90+ Days	\$590.00	
5350	PERRY TOWNSHIP L C Exc Award (06/30/2022, 06/30/2024)	11/01/1945	Active	10	4	4	0	0.00%	10	20	0		14	P,S,T,M,VP SC	0		\$30.00	
55406	POLAND Exc Award (06/30/2022, 06/30/2024)	03/14/1994	Active	31	0	9	-9	-22.50%	40	3	1			P,S,T,M,VP SC	2		\$975.00	
5348	RANDOLPH	11/02/1965	Active	17	0	0	0	0.00%	17		1		8	P,S,T,M,VP SC	1			



Club Health Assessment for District 13 OH4 through June 2025

			Status		Membership						Reports					Finance		LCIF		
Club Number	Club Name	Charter Date			Current Member Count	YTD Members Added	YTD Members Dropped	YTD Net Growth	YTD Net Growth%	Member Count 12 Months Ago	Avg. length of service for dropped members	Months Since Last MMR ***	Yrs. Since Last Officer Report	President Rotation	Vice President Reported ****	Months Since Last Activity Report ***	Account Balance	Donations for current Fiscal Year		
			Number of times on status quo within last two years		If below 15 members appears				If net loss is greater than 20% appears			If no report in 3 months appears in	When more than one year appears in	Number of repeat terms		Notes the officers that do not have an active red	If no report at 12 months appears in red			
5349	RAVENNA	03/31/1953	Active		8	7	11	-4	-33.33%	12	5	1		2	P,S,T,M,VP SC	1		\$510.00		
5351	ROOTSTOWN TOWNSHIP	11/28/1956	Active		29	1	3	-2	-6.45%	31	21	0		2	P,S,T,M,VP SC	0		\$55.00		
Exc Award (06/30/2022)																				
5352	SALEM	05/25/1942	Active		5	0	4	-4	-44.44%	9	6	6		11	P,S,T,M,VP SC	8				
29203	SHERRODSVILLE	04/30/1974	Active		13	2	1	1	8.33%	12	3	0			P,S,T,M,VP SC	2				
Exc Award (06/30/2022)																				
108421	SOUTHEAST PORTAGE CO.	05/21/2010	Active		20	3	3	0	0.00%	20	18	0		8	P,S,T,M,VP SC	0		\$425.00		
Exc Award (06/30/2022)																				
5355	SUFFIELD	12/01/1969	Active		16	1	2	-1	-5.88%	17	32	1		6	P,S,T,M,VP SC	4		\$60.00		
5356	TUSLAW	05/26/1960	Active		16	3	4	-1	-5.88%	17	25	8			P,S,T,M,VP SC	0				
5357	UNIONTOWN	09/27/1944	Active		45	3	3	0	0.00%	45	11	4		2	P,S,T,M,VP SC	0		\$500.00		
5359	WARREN	01/23/1923	Active(2)		9	0	2	-2	-18.18%	11	36	1		10	P,S,T,M,VP SC	1		\$750.00		
55108	WEST POINT	12/08/1993	Active		24	0	9	-9	-27.27%	33	12	0			P,S,T,M,VP SC	4		\$225.00		
5305	WILLOUGHBY	04/11/1944	Active		13	0	0	0	0.00%	13		13		15	P,S,T,M,VP SC	4		\$50.00		
41466	WILLOUGHBY EVENING	06/21/1982	Active		31	1	1	0	0.00%	31	2	0		2	P,S,T,M,VP SC	0		\$300.00		
5363	WINDHAM	11/10/1955	Active		19	1	0	1	5.56%	18		2		8	P,S,T,M,VP SC	0		\$1,220.00		
5364	YOUNGSTOWN	10/11/1920	Active		44	1	4	-3	-6.38%	47	18	0			P,S,T,M,VP SC	0		\$2,520.00		
Exc Award (06/30/2022)																				
Current Total Clubs Count	YTD New Clubs Count	YTD Cancelled Clubs Count	YTD Net Club Gain	Current Total Members Count	YTD Add	YTD Drop	YTD Net Growth	YTD Net Growth %	Member Count 12 Months Ago	Average Member Count Per Club	% of Clubs with less than 20 members	% No MMR in 3 Months	% No Officer Report in 12 Months	% of Clubs with balance 90+ days	Number of Clubs in Status Quo	% Status Quo Clubs in Financial Suspension	Number of Cancelled Clubs	Average Cancelled Club Age	Members Lost Due to Cancellation	% of Clubs Cancelled for Non-Financial Reasons
48	0	2	-2	1,234	112	169	-57	-4.42%	1,290	26	38%	25%	0%	2%	0	0%	2	87	22	100%

* - P - Priority Club. Cancellation Reasons: 1-Objectives/conduct, 2-Non-active club, 5-Non-existing club, 6-Disbanding, 7-Merger, 8-Financial Suspension, 9-District/Multiple District Dues.

** - Abbreviation: P-President, S-Secretary, T-Treasurer, M-Member Chairperson, VP-First Vice President, MC-Communications Chairperson, SC-Service Chairperson

*** - Abbreviation: N/R - Never reported using the Lions Clubs website, N/A - Not applicable, No password registered for the Lions Clubs website.

**** - Abbreviation: N - New, IP - Immediate Past, R - Repeat.



Club Health Assessment for District 13 OH5 through June 2025

			Status	Membership							Reports					Finance		LCIF
Club Number	Club Name	Charter Date		Current Member Count	YTD Members Added	YTD Members Dropped	YTD Net Growth	YTD Net Growth%	Member Count 12 Months Ago	Avg. length of service for dropped members	Months Since Last MMR ***	Yrs. Since Last Officer Report	President Rotation	Vice President Reported ****	Months Since Last Activity Report ***	Account Balance	Donations for current Fiscal Year	
			Number of times on status quo within last two years	If below 15 members appears				If net loss is greater than 20% appears			If no report in 3 months appears in	When more than one year appears in	Number of repeat terms	Notes the officers that do not have an active	If no report at 12 months appears in red			
Clubs less than two years old																		
156248	Marion Ohio	10/12/2023	Active	20	4	2	2	11.11%	18	2	0		2	P,S,T,M,VP SC	0			
Clubs more than two years old																		
5367	ARCANUM	03/21/1929	Active	35	1	0	1	2.94%	34		0		2	P,S,T,M,VP SC	10			
5414	BEXLEY	07/29/1940	Active	20	0	1	-1	-4.76%	21	9	0		6	P,S,T,M,VP SC	9			
5369	BRADFORD	06/29/1939	Active	0	0	8	-8	-100.00%	8	26	0		None	P,S,T,M,VP SC	5			
	Exc Award (06/30/2016)																	
5416	CANAL WINCHESTER	06/14/1939	Active	22	1	1	0	0.00%	22	3	0			P,S,T,M,VP SC	0		\$1,090.00	
	Exc Award (06/30/2017, 06/30/2018, 06/30/20																	
41964	COLUMBUS BEECHCROFT	11/15/1982	Active	14	0	1	-1	-6.67%	15	13	0		3	P,S,T,M,VP SC	0			
	Exc Award (06/30/2023)																	
152791	Columbus East Side	10/10/2022	Active	4	1	5	-4	-50.00%	8	1	5		3	P,S,T,M,VP SC	8			
5418	COLUMBUS HILLTOP	09/01/1949	Active	10	0	1	-1	-9.09%	11	6	0		7	P,S,T,M,VP SC	11			
5419	COLUMBUS INNER CITY	05/07/1971	Cancelled(8*)	0	0	11	-11	-100.00%	11	17	0		None	P,S,T,M,VP SC	10	90+ Days		
5420	COLUMBUS NORTHEAST	03/04/1952	Active	16	0	3	-3	-15.79%	19	26	0		3	P,S,T,M,VP SC	6			
5421	COLUMBUS NORTHERN	09/14/1949	Active	27	5	5	0	0.00%	27	2	2		2	P,S,T,M,VP SC	0			
5423	COLUMBUS SOUTHEAST	05/28/1940	Active	88	39	6	33	60.00%	55	8	1		3	P,S,T,M,VP SC	0	90+ Days		
40304	COLUMBUS SOUTHERN PINE	08/24/1981	Active(1)	12	0	0	0	0.00%	12		16		12	P,S,T,M,VP SC	0		\$100.00	
5424	DELAWARE	06/24/1948	Active	17	11	11	0	0.00%	17	11	0		3	P,S,T,M,VP SC	0			
5425	DUBLIN	12/18/1973	Active	18	2	1	1	5.88%	17	1	0		None	P,S,T,M,VP SC	6			
5426	GAHANNA	11/07/1945	Active	23	3	1	2	9.52%	21	22	5		5	P,S,T,M,VP SC	1		\$200.00	
	Exc Award (06/30/2024)																	
31330	GETTYSBURG	11/14/1975	Active	11	0	1	-1	-8.33%	12	39	2		2	P,S,T,M,VP SC	6		\$75.00	
5427	GREEN CAMP	08/24/1953	Active	11	0	3	-3	-21.43%	14	14	0			P,S,T,M,VP SC	0		\$40.00	
	Exc Award (06/30/2023, 06/30/2024)																	
5428	GROVE CITY	08/02/1939	Active	49	8	5	3	6.52%	46	14	0			P,S,T,M,VP SC	0		\$2,300.00	



Club Health Assessment for District 13 OH5 through June 2025

			Status	Membership							Reports					Finance		LCIF
Club Number	Club Name	Charter Date		Current Member Count	YTD Members Added	YTD Members Dropped	YTD Net Growth	YTD Net Growth%	Member Count 12 Months Ago	Avg. length of service for dropped members	Months Since Last MMR ***	Yrs. Since Last Officer Report	President Rotation	Vice President Reported ****	Months Since Last Activity Report ***	Account Balance	Donations for current Fiscal Year	
			Number of times on status quo within last two years	If below 15 members appears				If net loss is greater than 20% appears			If no report in 3 months appears in	When more than one year appears in	Number of repeat terms	Notes the officers that do not have an active	If no report at 12 months red			
Exc Award (06/30/2018)																		
58312	GROVE CITY NOON	05/17/1996	Active	40	4	5	-1	-2.44%	41	18	0			P,S,T,M,VP SC	1		\$1,050.00	
5432	HILLIARD	06/18/1958	Active	6	0	0	0	0.00%	6		2		5	P,S,T,M,VP SC	2		\$150.00	
5433	LA RUE	11/17/1949	Active	21	0	3	-3	-12.50%	24	8	0			P,S,T,M,VP SC	8		\$1,000.00	
5381	LAURA	05/27/1949	Active	17	1	2	-1	-5.56%	18	22	0			P,S,T,M,VP SC	9		\$275.00	
5434	LONDON	05/09/1946	Active	23	4	5	-1	-4.17%	24	10	0			P,S,T,M,VP SC	0		\$950.00	
5382	MARYSVILLE	06/24/1941	Active	30	0	6	-6	-16.67%	36	5	2		2	P,S,T,M,VP SC	3		\$500.00	
Exc Award (06/30/2016, 06/30/2018, 06/30/20)																		
5383	MECHANICSBURG	05/26/1952	Active	14	0	5	-5	-26.32%	19	2	10		2	P,S,T,M,VP SC	5			
5386	MILFORD CENTER	11/16/1950	Active	19	0	0	0	0.00%	19		16		2	P,S,T,M,VP SC	9			
5437	MOUNT GILEAD	02/26/1941	Active	14	0	1	-1	-6.67%	15	65	2		15	P,S,T,M,VP SC	6		\$1,300.00	
5438	NEW ALBANY	11/29/1945	Active	22	1	3	-2	-8.33%	24	38	0		None	P,S,T,M,VP SC	0		\$3,000.00	
5392	NORTH HAMPTON	03/22/1951	Active	18	1	5	-4	-18.18%	22	13	1		None	P,S,T,M,VP SC	1		\$1,000.00	
Exc Award (06/30/2017, 06/30/2023)																		
5393	NORTHRIDGE	02/12/1958	Active	33	2	8	-6	-15.38%	39	8	0		2	P,S,T,M,VP SC	0			
62458	OHIO STATE UNIVERSITY	11/08/1999	Cancelled(6*)	0	0	0	0	0.00%	0		8	1	None	P,S,T,M,VP SC	20			
119530	OLENTANGY NOON	06/03/2013	Active	11	1	2	-1	-8.33%	12	5	5		2	P,S,T,M,VP SC	9		\$20.00	
5395	PITSBURG	11/04/1946	Active	26	0	1	-1	-3.70%	27	14	0			P,S,T,M,VP SC	6		\$75.00	
5439	PLAIN CITY	02/29/1940	Active	54	4	6	-2	-3.57%	56	9	1			P,S,T,M,VP SC	1		\$1,110.00	
5440	PLEASANT L C	02/07/1966	Active	29	0	3	-3	-9.38%	32	37	0			P,S,T,M,VP SC	0		\$200.00	
5441	PROSPECT	11/05/1945	Active	40	6	4	2	5.26%	38	21	0			P,S,T,M,VP SC	2		\$2,000.00	
Exc Award (06/30/2016)																		
5442	REYNOLDSBURG	01/29/1948	Active	32	5	20	-15	-31.91%	47	12	0			P,S,T,M,VP SC	0		\$3,150.00	
Exc Award (06/30/2018, 06/30/2019, 06/30/20)																		
5443	RIDGEDALE	02/18/1964	Active	38	1	4	-3	-7.32%	41	37	0			P,S,T,M,VP SC	11		\$1,000.00	
5398	SAINT PARIS	11/23/1928	Active	25	1	0	1	4.17%	24		4		7	P,S,T,M,VP SC	0	90+ Days	\$120.00	



Club Health Assessment for District 13 OH5 through June 2025

			Status	Membership							Reports					Finance	LCIF
Club Number	Club Name	Charter Date		Current Member Count	YTD Members Added	YTD Members Dropped	YTD Net Growth	YTD Net Growth%	Member Count 12 Months Ago	Avg. length of service for dropped members	Months Since Last MMR ***	Yrs. Since Last Officer Report	President Rotation	Vice President Reported ****	Months Since Last Activity Report ***	Account Balance	Donations for current Fiscal Year
			Number of times on status quo within last two years	If below 15 members appears				If net loss is greater than 20% appears			If no report in 3 months appears in	When more than one year appears in	Number of repeat terms	Notes the officers that do not have an active	If no report at 12 months appears in red		
103995	SPRINGFIELD NATIONAL TRAIL	11/19/2008	Active	10	0	0	0	0.00%	10		4		2	P,S,T,M,VP SC	7		\$700.00
5447	SUNBURY	08/26/1938	Active	35	10	5	5	16.67%	30	19	1		None	P,S,T,M,VP SC	0		\$1,000.00
	Exc Award (06/30/2024)																
5448	TRI VILLAGE	08/08/1950	Active	46	2	7	-5	-9.80%	51	15	2			P,S,T,M,VP SC	1		\$1,500.00
5404	TROY	03/25/1942	Active	19	1	2	-1	-5.00%	20	13	0			P,S,T,M,VP SC	0		\$300.00
	Exc Award (06/30/2016, 06/30/2018, 06/30/20)																
5405	URBANA	10/26/1928	Active	49	4	8	-4	-7.55%	53	15	0			P,S,T,M,VP SC	9		
	Exc Award (06/30/2024)																
5406	VERSAILLES	04/29/1947	Active	22	0	2	-2	-8.33%	24	21	0		2	P,S,T,M,VP SC	6		
	Exc Award (06/30/2016)																
5411	WEST MILTON	03/05/1951	Active	0	0	10	-10	-100.00%	10	29	0		None	P,S,T,M,VP SC	7		\$1,300.00
	Exc Award (06/30/2016)																
5449	WESTERVILLE	09/29/1928	Active	47	2	4	-2	-4.08%	49	18	0			P,S,T,M,VP SC	1		\$2,350.00
	Exc Award (06/30/2021, 06/30/2022)																
5412	WOODSTOCK	06/27/1945	Active	42	1	4	-3	-6.67%	45	22	0		9	P,S,T,M,VP SC	1		
110045	WORTHINGTON NOON	01/06/2011	Active	30	3	5	-2	-6.25%	32	9	0		2	P,S,T,M,VP SC	2		\$1,100.00
	Exc Award (06/30/2021, 06/30/2024)																

Clubs Cancelled Previous Fiscal Year – Clubs Cancelled within last 12 months may be reinstated

Club Number	Club Name	Charter Date	Current Status*	Cancellation Date
140902	Columbus Franklinton	02/03/2020	Cancelled(6*)	07/29/2023
32717	NORTHWESTERN	09/30/1976	Cancelled(6*)	01/29/2024

Current Total Clubs Count	YTD New Clubs Count	YTD Cancelled Clubs Count	YTD Net Club Gain	Current Total Members Count	YTD Add	YTD Drop	YTD Net Growth	YTD Net Growth %	Member Count 12 Months Ago	Average Member Count Per Club	% of Clubs with less than 20 members	% No MMR in 3 Months	% No Officer Report in 12 Months	% of Clubs with balance 90+ days	Number of Clubs in Status Quo	% Status Quo Clubs in Financial Suspension	Number of Cancelled Clubs	Average Cancelled Club Age	Members Lost Due to Cancellation	% of Clubs Cancelled for Non-Financial Reasons
48	0	2	-2	1,209	129	196	-67	-5.25%	1,276	25	42%	17%	0%	4%	0	0%	2	65	11	50%



Club Health Assessment for District 13 OH5 through June 2025

			Status	Membership							Reports					Finance	LCIF
Club Number	Club Name	Charter Date		Current Member Count	YTD Members Added	YTD Members Dropped	YTD Net Growth	YTD Net Growth%	Member Count 12 Months Ago	Avg. length of service for dropped members	Months Since Last MMR ***	Yrs. Since Last Officer Report	President Rotation	Vice President Reported ****	Months Since Last Activity Report ***	Account Balance	Donations for current Fiscal Year
			Number of times on status quo within last two years	If below 15 members appears				If net loss is greater than 20% appears			If no report in 3 months appears in	When more than one year appears in	Number of repeat terms	Notes the officers that do not have an active	If no report at 12 months appears in red		

* - P - Priority Club. Cancellation Reasons: 1-Objectives/conduct, 2-Non-active club, 5-Non-existing club, 6-Disbanding, 7-Merger, 8-Financial Suspension, 9-District/Multiple District Dues.
** - Abbreviation: P-President, S-Secretary, T-Treasurer, M-Member Chairperson, VP-First Vice President, MC-Communications Chairperson, SC-Service Chairperson
*** - Abbreviation: N/R - Never reported using the Lions Clubs website, N/A - Not applicable, No password registered for the Lions Clubs website.
**** - Abbreviation: N - New, IP - Immediate Past, R - Repeat.



Club Health Assessment for District 13 OH6 through June 2025

			Status	Membership							Reports					Finance		LCIF
Club Number	Club Name	Charter Date		Current Member Count	YTD Members Added	YTD Members Dropped	YTD Net Growth	YTD Net Growth%	Member Count 12 Months Ago	Avg. length of service for dropped members	Months Since Last MMR ***	Yrs. Since Last Officer Report	President Rotation	Vice President Reported ****	Months Since Last Activity Report ***	Account Balance	Donations for current Fiscal Year	
			Number of times on status quo within last two years	If below 15 members appears				If net loss is greater than 20% appears			If no report in 3 months appears in	When more than one year appears in	Number of repeat terms	Notes the officers that do not have an active	If no report at 12 months appears in red			
Clubs less than two years old																		
180962	Miami Valley	02/17/2025	Active	21	21	0	21	100.00%	0		0			P,S,T,M,VP SC	0		\$50.00	
Clubs more than two years old																		
5554	BEAVER	04/04/1952	Active	20	0	0	0	0.00%	20		17		5	P,S,T,M,VP SC	7			
5555	BEAVERCREEK	11/29/1949	Active	13	0	2	-2	-13.33%	15	3	1			P,S,T,M,VP SC	0		\$1,000.00	
5556	BELLBROOK	03/06/1947	Active	75	6	6	0	0.00%	75	19	0			P,S,T,M,VP SC	6		\$1,040.00	
Exc Award (06/30/2022, 06/30/2024)																		
105280	BLANCHESTER	04/20/2009	Cancelled(6*)	0	0	0	0	0.00%	0		13		None	P,S,T,M,VP SC	10			
5505	CAMDEN	04/27/1948	Active	25	6	1	5	25.00%	20	2	0			P,S,T,M,VP SC	0		\$25.00	
Exc Award (06/30/2016)																		
5506	CARLISLE	10/17/1956	Active	39	4	3	1	2.63%	38	13	0			P,S,T,M,VP SC	7			
Exc Award (06/30/2016)																		
5561	CHILLICOTHE EVENING	05/02/1924	Active	47	0	19	-19	-28.79%	66	11	0			P,S,T,M,VP SC	0		\$2,025.00	
Exc Award (06/30/2016, 06/30/2017)																		
5508	CINCINNATI HOST	09/23/1920	Active	14	2	1	1	7.69%	13	37	3		2	P,S,T,M,VP SC	1			
5510	CINNINNATI - WESTERN HILLS	05/11/1928	Active	29	1	2	-1	-3.33%	30	7	0			P,S,T,M,VP SC	9			
5512	DAYTON	07/23/1920	Active	18	1	2	-1	-5.26%	19	44	0		5	P,S,T,M,VP SC	1		\$600.00	
Exc Award (06/30/2016)																		
5515	EATON	04/21/1921	Active(1)	20	2	2	0	0.00%	20	39	6		12	P,S,T,M,VP SC	7			
5565	FAIRBORN	04/27/1945	Active	86	14	13	1	1.18%	85	6	0			P,S,T,M,VP SC	0	90+ Days	\$3,400.00	
Exc Award (06/30/2016, 06/30/2017, 06/30/2020)																		
5568	FRANKFORT	03/06/1973	Cancelled(6*)	0	0	0	0	0.00%	0		11		None	P,S,T,M,VP SC	23			
5521	GERMANTOWN	08/06/1953	Active	58	9	1	8	16.00%	50	2	2			P,S,T,M,VP SC	0		\$1,000.00	
5570	GOOD HOPE	09/19/1955	Active	61	5	2	3	5.17%	58	10	0			P,S,T,M,VP SC	0		\$1,000.00	
31008	GOSHEN	06/30/1975	Active	58	0	0	0	0.00%	58		0			P,S,T,M,VP SC	10			
Exc Award (06/30/2016)																		
5571	GREENFIELD	10/19/1951	Active	17	0	4	-4	-19.05%	21	20	6		7	P,S,T,M,VP SC	8			



Club Health Assessment for District 13 OH6 through June 2025

			Status	Membership							Reports					Finance		LCIF
Club Number	Club Name	Charter Date		Current Member Count	YTD Members Added	YTD Members Dropped	YTD Net Growth	YTD Net Growth%	Member Count 12 Months Ago	Avg. length of service for dropped members	Months Since Last MMR ***	Yrs. Since Last Officer Report	President Rotation	Vice President Reported ****	Months Since Last Activity Report ***	Account Balance	Donations for current Fiscal Year	
			Number of times on status quo within last two years	If below 15 members appears				If net loss is greater than 20% appears			If no report in 3 months appears in	When more than one year appears in	Number of repeat terms	Notes the officers that do not have an active	If no report at 12 months appears in red			
5575	JAMESTOWN	03/27/1945	Active	34	7	2	5	17.24%	29	0	1		3	P,S,T,M,VP SC	2			
5576	JEFFERSONVILLE	06/20/1947	Active	25	0	3	-3	-10.71%	28	3	0		2	P,S,T,M,VP SC	10		\$400.00	
5526	LEBANON	04/24/1958	Active	28	4	1	3	12.00%	25	7	1			P,S,T,M,VP SC	0		\$600.00	
Exc Award (06/30/2016, 06/30/2017)																		
5577	LEESBURG	02/21/1940	Active	13	0	0	0	0.00%	13		0		7	P,S,T,M,VP SC	6			
Exc Award (06/30/2016, 06/30/2017)																		
131309	Liberty Twp	06/14/2017	Active	12	1	4	-3	-20.00%	15	14	2		3	P,S,T,M,VP SC	0			
5578	LYNCHBURG	12/15/1952	Active	9	0	0	0	0.00%	9		13		7	P,S,T,M,VP SC	0		\$800.00	
Exc Award (06/30/2023)																		
5529	MAD RIVER	10/21/1954	Active	23	22	24	-2	-8.00%	25	2	0			P,S,T,M,VP SC	0		\$500.00	
5528	MADISON	11/05/1963	Active	11	0	3	-3	-21.43%	14	25	0		7	P,S,T,M,VP SC	2			
5579	MANCHESTER	10/06/1930	Active	10	0	2	-2	-16.67%	12	10	7		3	P,S,T,M,VP SC	6		\$1,250.00	
5580	MARTINSVILLE	06/03/1958	Active	14	0	3	-3	-17.65%	17	6	10		3	P,S,T,M,VP SC	10		\$200.00	
5530	MASON	05/25/1973	Active	17	2	3	-1	-5.56%	18	20	0			P,S,T,M,VP SC	0		\$475.00	
5531	MIAMISBURG	11/10/1931	Active	23	1	5	-4	-14.81%	27	10	2			P,S,T,M,VP SC	2		\$500.00	
5534	MONROE	02/02/1946	Active	10	1	2	-1	-9.09%	11	11	0		4	P,S,T,M,VP SC	8			
5582	MOUNT ORAB	09/17/1951	Active	20	2	3	-1	-4.76%	21	10	1		2	P,S,T,M,VP SC	0		\$1,052.43	
Exc Award (06/30/2018)																		
119452	Mowrystown	06/04/2013	Active	5	1	2	-1	-16.67%	6	15	5		8	P,S,T,M,VP SC	0		\$100.00	
Exc Award (06/30/2017)																		
5583	NEW HOLLAND	11/20/1950	Active	20	0	3	-3	-13.04%	23	9	0		15	P,S,T,M,VP SC	0		\$350.00	
5584	NEW VIENNA	08/21/1947	Active	26	0	1	-1	-3.70%	27	41	0		6	P,S,T,M,VP SC	6			
5536	NORTHEASTERN L C	03/05/1967	Active	43	3	8	-5	-10.42%	48	16	0		2	P,S,T,M,VP SC	6		\$1,000.00	
Exc Award (06/30/2016)																		
5517	NORTHMONT	04/06/1942	Active	16	1	0	1	6.67%	15		3		2	P,S,T,M,VP SC	6		\$100.00	
5538	OXFORD	04/21/1947	Active	59	5	6	-1	-1.67%	60	30	0			P,S,T,M,VP SC	1			
143224	Paint Valley	10/14/2020	Active	26	0	0	0	0.00%	26		12		5	P,S,T,M,VP SC	6			



Club Health Assessment for District 13 OH6 through June 2025

			Status	Membership							Reports				Finance		LCIF
Club Number	Club Name	Charter Date		Current Member Count	YTD Members Added	YTD Members Dropped	YTD Net Growth	YTD Net Growth%	Member Count 12 Months Ago	Avg. length of service for dropped members	Months Since Last MMR ***	Yrs. Since Last Officer Report	President Rotation	Vice President Reported ****	Months Since Last Activity Report ***	Account Balance	Donations for current Fiscal Year
			Number of times on status quo within last two years	If below 15 members appears				If net loss is greater than 20% appears			If no report in 3 months appears in	When more than one year appears in	Number of repeat terms	Notes the officers that do not have an active	If no report at 12 months appears in red		
151583	Peebles	06/30/2022	Active(1)	10	0	2	-2	-16.67%	12	2	0		3	P,S,T,M,VP SC	7		
5588	PIKETON	12/01/1952	Active	17	0	0	0	0.00%	17		0		3	P,S,T,M,VP SC	6		
5590	PORT WILLIAM	03/21/1950	Active	21	0	0	0	0.00%	21		0			P,S,T,M,VP SC	8		\$1,500.00
45487	RIPLEY	11/30/1985	Active	35	4	2	2	6.06%	33	22	3		6	P,S,T,M,VP SC	4		\$250.00
Exc Award (06/30/2023, 06/30/2024)																	
5540	ROSS	08/01/1957	Active	57	5	6	-1	-1.72%	58	20	1			P,S,T,M,VP SC	2		\$500.00
Exc Award (06/30/2016, 06/30/2019)																	
45070	SEAMAN	06/13/1985	Active	38	1	1	0	0.00%	38	4	9			P,S,T,M,VP SC	8		
5542	SPRINGBORO	02/23/1953	Active	21	8	0	8	61.54%	13		1		3	P,S,T,M,VP SC	8		\$1,250.00
5545	VANDALIA	03/05/1942	Active(1)	26	4	6	-2	-7.14%	28	14	4			P,S,T,M,VP SC	3		\$1,350.00
Exc Award (06/30/2016)																	
5595	WASHINGTON COURT HOUSE	05/15/1934	Active	12	0	3	-3	-20.00%	15	21	0		None	P,S,T,M,VP SC	7		
5596	WAVERLY	01/05/1953	Active	38	3	0	3	8.57%	35		10			P,S,T,M,VP SC	1		\$350.00
5548	WAYNESVILLE	11/03/1958	Active	18	3	1	2	12.50%	16	0	1			P,S,T,M,VP SC	0		\$1,320.00
Exc Award (06/30/2017)																	
5549	WEST ALEXANDRIA	10/29/1951	Active	15	0	0	0	0.00%	15		12			P,S,T,M,VP SC	6		\$100.00
5550	WEST CARROLLTON	03/14/1947	Active	8	0	4	-4	-33.33%	12	16	0		3	P,S,T,M,VP SC	6		
5598	WEST UNION	03/17/1932	Active	21	0	0	0	0.00%	21		12		2	P,S,T,M,VP SC	1		
5600	WILMINGTON	05/24/1934	Active	34	3	4	-1	-2.86%	35	14	0			P,S,T,M,VP SC	6	90+ Days	\$2,100.00

Clubs Cancelled Previous Fiscal Year – Clubs Cancelled within last 12 months may be reinstated

Club Number	Club Name	Charter Date	Current Status*	Cancellation Date
5503	BETHEL	03/27/1944	Cancelled(6*)	07/29/2023
31245	CINCINNATI KENWOOD	10/07/1975	Cancelled(6*)	07/29/2023
5581	MINFORD	05/28/1953	Cancelled(6*)	12/29/2023



Club Health Assessment for District 13 OH6 through June 2025

				Status				Membership						Reports				Finance		LCIF	
Club Number	Club Name	Charter Date																			

* - P - Priority Club. Cancellation Reasons: 1-Objectives/conduct, 2-Non-active club, 5-Non-existing club, 6-Disbanding, 7-Merger, 8-Financial Suspension, 9-District/Multiple District Dues.

** - Abbreviation: P-President, S-Secretary, T-Treasurer, M-Member Chairperson, VP-First Vice President, MC-Communications Chairperson, SC-Service Chairperson

*** - Abbreviation: N/R - Never reported using the Lions Clubs website, N/A - Not applicable, No password registered for the Lions Clubs website.

**** - Abbreviation: N - New, IP - Immediate Past, R - Repeat.



Club Health Assessment for District 13 OH7 through June 2025

			Status	Membership							Reports					Finance		LCIF
Club Number	Club Name	Charter Date		Current Member Count	YTD Members Added	YTD Members Dropped	YTD Net Growth	YTD Net Growth%	Member Count 12 Months Ago	Avg. length of service for dropped members	Months Since Last MMR ***	Yrs. Since Last Officer Report	President Rotation	Vice President Reported ****	Months Since Last Activity Report ***	Account Balance	Donations for current Fiscal Year	
			Number of times on status quo within last two years	If below 15 members appears					If net loss is greater than 20% appears		If no report in 3 months appears in	When more than one year appears in	Number of repeat terms	Notes the officers that do not have an active	If no report at 12 months appears in red			
Clubs less than two years old																		
172305	Pleasantville	06/17/2024	Active	19	4	6	-2	-9.52%	21	1	1		2	P,S,T,M,VP SC	3			
Clubs more than two years old																		
5603	ALEXANDER L C	12/21/1971	Active	22	3	6	-3	-12.00%	25	10	0			P,S,T,M,VP SC	1		\$1,100.00	
5604	AMANDA	05/01/1958	Active	12	1	0	1	9.09%	11		2			P,S,T,M,VP SC	10		\$50.00	
5605	ATHENS	03/18/1946	Active	20	3	1	2	11.11%	18	30	0			P,S,T,M,VP SC	0		\$100.00	
Exc Award (06/30/2017)																		
5607	BELPRE	01/28/1953	P- Active	14	5	7	-2	-12.50%	16	16	0		2	P,S,T,M,VP SC	1		\$50.00	
5608	BEVERLY	05/28/1945	Active	29	3	1	2	7.41%	27	9	3			P,S,T,M,VP SC	0		\$1,685.00	
5610	CARROLL	10/25/1946	Active	11	0	2	-2	-15.38%	13	25	2		4	P,S,T,M,VP SC	7		\$1,000.00	
53587	CARROLL BLOOM	08/15/1992	Active	20	2	0	2	11.11%	18		2			P,S,T,M,VP SC	0		\$2,864.00	
Exc Award (06/30/2017, 06/30/2023, 06/30/20)																		
5611	CENTERBURG	07/26/1944	Active	8	1	1	0	0.00%	8	53	0		18	P,S,T,M,VP SC	8		\$1,100.00	
5612	CHAUNCEY DOVER L C	10/15/1970	Active	6	0	0	0	0.00%	6		0			P,S,T,M,VP SC	8			
5613	CHESTERHILL	01/13/1954	Active	21	3	1	2	10.53%	19	14	0			P,S,T,M,VP SC	6		\$95.00	
5564	COAL GROVE	08/19/1946	Active	28	0	1	-1	-3.45%	29	42	4		2	P,S,T,M,VP SC	8			
5615	DANVILLE	04/18/1939	Active	6	0	1	-1	-14.29%	7	34	0		21	P,S,T,M,VP SC	9			
5616	DUNCAN FALLS PHILO	08/14/1953	Active	35	2	0	2	6.06%	33		12			P,S,T,M,VP SC	6		\$450.00	
5624	EAST KNOX L C	10/26/1971	Active	11	1	4	-3	-21.43%	14	16	0		9	P,S,T,M,VP SC	0		\$1,750.00	
Exc Award (06/30/2023, 06/30/2024)																		
5617	ETNA	09/15/1948	Active	13	0	1	-1	-7.14%	14	5	0		8	P,S,T,M,VP SC	8	90+ Days		
5618	FRAZEYSBURG	09/29/1953	Active	19	0	3	-3	-13.64%	22	24	0			P,S,T,M,VP SC	1		\$1,000.00	
5567	GALLIPOLIS	08/13/1956	Active	38	7	6	1	2.70%	37	8	0			P,S,T,M,VP SC	1			
5621	GLENFORD	04/10/1962	Active	22	1	0	1	4.76%	21		2			P,S,T,M,VP SC	11			
5622	HEATH	01/19/1956	Active	15	1	2	-1	-6.25%	16	12	0		4	P,S,T,M,VP SC	9		\$350.00	
Exc Award (06/30/2018)																		



Club Health Assessment for District 13 OH7 through June 2025

			Status	Membership							Reports					Finance		LCIF
Club Number	Club Name	Charter Date		Current Member Count	YTD Members Added	YTD Members Dropped	YTD Net Growth	YTD Net Growth%	Member Count 12 Months Ago	Avg. length of service for dropped members	Months Since Last MMR ***	Yrs. Since Last Officer Report	President Rotation	Vice President Reported ****	Months Since Last Activity Report ***	Account Balance	Donations for current Fiscal Year	
			Number of times on status quo within last two years	If below 15 members appears				If net loss is greater than 20% appears			If no report in 3 months appears in	When more than one year appears in	Number of repeat terms	Notes the officers that do not have an active	If no report at 12 months appears in red			
5623	HEBRON	01/30/1941	P- Active	14	2	5	-3	-17.65%	17	17	0			P,S,T,M,VP SC	7		\$10.00	
5573	IRONTON	12/19/1923	Active	21	0	4	-4	-16.00%	25	8	0			P,S,T,M,VP SC	4			
5574	JACKSON	04/27/1932	Active	31	1	7	-6	-16.22%	37	14	0		None	P,S,T,M,VP SC	8		\$500.00	
Exc Award (06/30/2023)																		
5626	LANCASTER	08/25/1939	Active	29	1	1	0	0.00%	29	54	3		23	P,S,T,M,VP SC	2			
5627	LANCASTER TARHE	12/14/1973	Active	12	0	0	0	0.00%	12		12			P,S,T,M,VP SC	9		\$300.00	
5628	LICKING VALLEY L C	05/21/1970	Active	59	4	6	-2	-3.28%	61	16	0			P,S,T,M,VP SC	0		\$3,150.00	
Exc Award (06/30/2023)																		
5629	LIMESTONE VALLEY	03/19/1954	Cancelled(6*)	0	0	11	-11	-100.00%	11	28	4		None	P,S,T,M,VP SC	21			
5630	LOGAN	08/21/1956	P- Active	16	4	1	3	23.08%	13	0	1			P,S,T,M,VP SC	8		\$200.00	
5631	MARIETTA NOON	10/13/1924	Active	50	1	6	-5	-9.09%	55	7	7			P,S,T,M,VP SC	1		\$1,320.00	
Exc Award (06/30/2023)																		
5633	MILLERSPORT	06/06/1946	Active	117	16	15	1	0.86%	116	8	0			P,S,T,M,VP SC	1		\$8,570.00	
Exc Award (06/30/2018, 06/30/2022, 06/30/2023)																		
5635	MOUNT VERNON	09/17/1970	Active	13	1	2	-1	-7.14%	14	5	0			P,S,T,M,VP SC	7		\$130.00	
5637	NEWARK	06/30/1920	Active	48	1	3	-2	-4.00%	50	26	0		None	P,S,T,M,VP SC	7		\$100.00	
5640	PATASKALA	08/17/1948	Active	39	4	8	-4	-9.30%	43	12	0		2	P,S,T,M,VP SC	6		\$500.00	
5641	PICKERINGTON	09/19/1946	Active	57	5	13	-8	-12.31%	65	12	0			P,S,T,M,VP SC	0		\$5,110.00	
5642	POMEROY MIDDLEPORT	01/03/1949	Active	10	0	0	0	0.00%	10		4		3	P,S,T,M,VP SC	0			
5643	ROSEVILLE	12/07/1939	Active	6	0	0	0	0.00%	6		0		12	P,S,T,M,VP SC	9		\$30.00	
5644	RUSHVILLE UNION	04/05/1951	Active	43	2	0	2	4.88%	41		0			P,S,T,M,VP SC	1		\$750.00	
5645	SCENIC HILLS L C	04/05/1967	Active	10	3	4	-1	-9.09%	11	16	2			P,S,T,M,VP SC	9		\$30.00	
5646	SOMERSET	11/29/1948	Active	12	0	1	-1	-7.69%	13	50	0		11	P,S,T,M,VP SC	8			
149635	South Point Chesapeake	01/25/2022	Cancelled(6*)	0	0	8	-8	-100.00%	8	3	6		None	P,S,T,M,VP SC	8			
5648	SPRINGFIELD TOWNSHIP	04/15/1957	Active	24	2	2	0	0.00%	24	28	1		3	P,S,T,M,VP SC	7			
5649	SUMMIT STATION	05/18/1966	Active	14	0	0	0	0.00%	14		2			P,S,T,M,VP SC	7		\$1,100.00	



Club Health Assessment for District 13 OH7 through June 2025

			Status	Membership							Reports				Finance	LCIF	
Club Number	Club Name	Charter Date		Current Member Count	YTD Members Added	YTD Members Dropped	YTD Net Growth	YTD Net Growth%	Member Count 12 Months Ago	Avg. length of service for dropped members	Months Since Last MMR ***	Yrs. Since Last Officer Report	President Rotation	Vice President Reported ****	Months Since Last Activity Report ***	Account Balance	Donations for current Fiscal Year
			Number of times on status quo within last two years	If below 15 members appears				If net loss is greater than 20% appears			If no report in 3 months appears in	When more than one year appears in	Number of repeat terms	Notes the officers that do not have an active	If no report at 12 months appears in red		
42384	THE PLAINS	03/31/1983	Active	27	3	3	0	0.00%	27	4	0			P,S,T,M,VP SC	1		\$1,500.00
5650	THORNVILLE	05/11/1951	Active	20	2	5	-3	-13.04%	23	44	0			P,S,T,M,VP SC	7		\$770.00
5496	WARSAW	03/22/1955	Active	37	1	1	0	0.00%	37	9	0		2	P,S,T,M,VP SC	5		\$610.00
5597	WELLSTON	06/22/1932	Active(1)	12	0	6	-6	-33.33%	18	3	1			P,S,T,M,VP SC	1		\$30.00
	Exc Award (06/30/2023)																
5498	WEST LAFAYETTE	04/14/1958	Active	21	0	1	-1	-4.55%	22	21	0		6	P,S,T,M,VP SC	9		
5651	WEST MUSKINGUM L C	03/19/1970	Cancelled(6*)	0	0	9	-9	-100.00%	9	29	7		None	P,S,T,M,VP SC	7		
66934	ZANESVILLE HOST	12/11/2002	Active	7	2	1	1	16.67%	6	3	7		None	P,S,T,M,VP SC	5		\$200.00

Clubs Cancelled Previous Fiscal Year – Clubs Cancelled within last 12 months may be reinstated

Club Number	Club Name	Charter Date	Current Status*	Cancellation Date
5619	FREDERICKTOWN	05/02/1938	Cancelled(6*)	07/29/2023

Current Total Clubs Count	YTD New Clubs Count	YTD Cancelled Clubs Count	YTD Net Club Gain	Current Total Members Count	YTD Add	YTD Drop	YTD Net Growth	YTD Net Growth %	Member Count 12 Months Ago	Average Member Count Per Club	% of Clubs with less than 20 members	% No MMR in 3 Months	% No Officer Report in 12 Months	% of Clubs with balance 90+ days	Number of Clubs in Status Quo	% Status Quo Clubs in Financial Suspension	Number of Cancelled Clubs	Average Cancelled Club Age	Members Lost Due to Cancellation	% of Clubs Cancelled for Non-Financial Reasons
46	0	3	-3	1,118	92	166	-74	-6.21%	1,192	24	48%	17%	0%	2%	0	0%	3	71	28	100%

* - P - Priority Club. Cancellation Reasons: 1-Objectives/conduct, 2-Non-active club, 5-Non-existing club, 6-Disbanding, 7-Merger, 8-Financial Suspension, 9-District/Multiple District Dues.

** - Abbreviation: P-President, S-Secretary, T-Treasurer, M-Member Chairperson, VP-First Vice President, MC-Communications Chairperson, SC-Service Chairperson

*** - Abbreviation: N/R - Never reported using the Lions Clubs website, N/A - Not applicable, No password registered for the Lions Clubs website.

**** - Abbreviation: N - New, IP - Immediate Past, R - Repeat.



Club Health Assessment for District 14 A through June 2025

			Status	Membership							Reports					Finance		LCIF
Club Number	Club Name	Charter Date		Current Member Count	YTD Members Added	YTD Members Dropped	YTD Net Growth	YTD Net Growth%	Member Count 12 Months Ago	Avg. length of service for dropped members	Months Since Last MMR ***	Yrs. Since Last Officer Report	President Rotation	Vice President Reported ****	Months Since Last Activity Report ***	Account Balance	Donations for current Fiscal Year	
			Number of times on status quo within last two years	If below 15 members appears					If net loss is greater than 20% appears			If no report in 3 months appears in	When more than one year appears in	Number of repeat terms	Notes the officers that do not have an active	If no report at 12 months red		
Clubs less than two years old																		
180794	Delaware Valley Town Watch	03/06/2025	Active	21	21	0	21	100.00%	0		3			P,S,T,M,VP SC	0	90+ Days		
Clubs more than two years old																		
5654	ASTON TOWNSHIP	08/03/1948	Active	36	1	5	-4	-10.00%	40	27	1			P,S,T,M,VP SC	24+		\$1,000.00	
143617	Aston Township Lioness	11/20/2020	Active	41	8	5	3	7.89%	38	3	0		None	P,S,T,M,VP SC	N/R			
6441	AUDUBON OAKS	10/25/1950	Active	13	0	0	0	0.00%	13		14		2	P,S,T,M,VP SC	24+		\$1,150.00	
6442	BALA CYNWYD NARBERTH	06/13/1944	Active(1)	2	2	4	-2	-50.00%	4	26	1		7	P,S,T,M,VP SC	24+			
5672	BENSALEM TOWNSHIP	01/29/1948	Active	58	11	7	4	7.41%	54	12	0			P,S,T,M,VP SC	2		\$50.00	
5656	BRISTOL	02/12/1952	Active	40	0	0	0	0.00%	40		21			P,S,T,M,VP SC	24+			
98405	BUCKS CO ASSN - BLIND & VISUALLY IMPAIRED	01/29/2007	Active	26	9	2	7	36.84%	19	9	0		None	P,S,T,M,VP SC	24+			
131521	Bucks County Community College	06/28/2017	Active	1	1	1	0	0.00%	1	8	6	7	None	P,S,T,M,VP SC	N/R			
5658	CHALFONT	09/14/1936	Active	20	0	1	-1	-4.76%	21	40	5			P,S,T,M,VP SC	0		\$50.00	
6444	COLLEGEVILLE	03/02/1927	Active	30	3	2	1	3.45%	29	2	8			P,S,T,M,VP SC	15			
Exc Award (06/30/2023)																		
5663	DOYLESTOWN	05/01/1945	Active	14	0	4	-4	-22.22%	18	31	0			P,S,T,M,VP SC	3		\$1,500.00	
143157	East Penn Hill Lioness	10/09/2020	Active	20	2	4	-2	-9.09%	22	6	4		2	P,S,T,M,VP SC	1		\$500.00	
Exc Award (06/30/2023)																		
137925	Feasterville-Trevose	05/13/2019	Active	32	6	6	0	0.00%	32	6	0		2	P,S,T,M,VP SC	0		\$1,000.00	
6451	GREEN LANE MARLBORO	10/20/1948	Active	26	0	0	0	0.00%	26		10			P,S,T,M,VP SC	8		\$1,000.00	
Exc Award (06/30/2018, 06/30/2019, 06/30/2020)																		
6452	HARLEYSVILLE	01/25/1945	Active	39	2	3	-1	-2.50%	40	56	1		5	P,S,T,M,VP SC	24+		\$2,875.00	
6453	HATBORO	05/12/1948	Active	23	1	1	0	0.00%	23	30	0		2	P,S,T,M,VP SC	24+			
6454	HATFIELD	02/09/1939	Active	9	0	1	-1	-10.00%	10	35	11		20	P,S,T,M,VP SC	1			
5667	HILLTOWN TOWNSHIP	12/05/1947	Active	10	0	0	0	0.00%	10		17		10	P,S,T,M,VP SC	24+			
5669	LANGHORNE	01/15/1932	Active	14	0	2	-2	-12.50%	16	19	0		5	P,S,T,M,VP SC	1			




Club Health Assessment for District 14 A through June 2025

			Status	Membership							Reports					Finance		LCIF
Club Number	Club Name	Charter Date		Current Member Count	YTD Members Added	YTD Members Dropped	YTD Net Growth	YTD Net Growth%	Member Count 12 Months Ago	Avg. length of service for dropped members	Months Since Last MMR ***	Yrs. Since Last Officer Report	President Rotation	Vice President Reported ****	Months Since Last Activity Report ***	Account Balance	Donations for current Fiscal Year	
			Number of times on status quo within last two years	If below 15 members appears					If net loss is greater than 20% appears			If no report in 3 months appears in	When more than one year appears in	Number of repeat terms	Notes the officers that do not have an active	If no report at 12 months appears in red		
6459	LANSDALE	06/29/1938	Active	22	0	0	0	0.00%	22		0		4	P,S,T,M,VP SC	1			
5670	LANSDOWNE	03/17/1955	Active	5	0	1	-1	-16.67%	6	41	4		4	P,S,T,M,VP SC	N/A			
5675	MEDIA	10/24/1946	Active(1)	13	0	1	-1	-7.14%	14	9	0		3	P,S,T,M,VP SC	24+		\$280.00	
5680	NEWTOWN	09/24/1969	Active	9	0	3	-3	-25.00%	12	8	0			P,S,T,M,VP SC	24+		\$200.00	
5661	NORTHAMPTON TOWNSHIP	01/24/1958	Active	15	1	1	0	0.00%	15	27	2			P,S,T,M,VP SC	0		\$2,100.00	
6467	ORELAND	04/10/1950	Active	21	1	10	-9	-30.00%	30	18	1		2	P,S,T,M,VP SC	24+		\$100.00	
5682	PERKASIE	07/13/1938	Active	46	2	0	2	4.55%	44		4			P,S,T,M,VP SC	0		\$500.00	
5693	PHIL NORTHEAST	08/10/1933	Active	50	3	3	0	0.00%	50	6	1			P,S,T,M,VP SC	4		\$575.00	
Exc Award (06/30/2018, 06/30/2024)																		
5700	PHIL SO PHIL	11/19/1935	Active	58	10	12	-2	-3.33%	60	7	0			P,S,T,M,VP SC	15		\$400.00	
Exc Award (06/30/2018)																		
50746	PHILA WILLIS EYE HOSPITAL	06/26/1990	Active	12	4	4	0	0.00%	12	23	3		7	P,S,T,M,VP SC	24+			
154093	Philadelphia Chapel of the Four Chaplains	05/04/2023	Active	55	20	6	14	34.15%	41	2	0		3	P,S,T,M,VP SC	15			
36302	PHILADELPHIA FILIPINO AMERICAN	12/05/1978	Active	16	0	3	-3	-15.79%	19	12	0		2	P,S,T,M,VP SC	24+		\$300.00	
40600	PHILADELPHIA LAW ENFORCEMENT	12/10/1981	Active	9	0	0	0	0.00%	9		14		16	P,S,T,M,VP SC	13		\$100.00	
5690	PHILADELPHIA LINDLEY OLNEY	06/10/1942	Active	9	0	0	0	0.00%	9		9		9	P,S,T,M,VP SC	24+		\$100.00	
142205	Philadelphia Roxborough-Manayunk	07/16/2020	Active(1)	53	12	6	6	12.77%	47	4	0		2	P,S,T,M,VP SC	N/R			
6478	POTTSTOWN-STOWE	09/02/1953	Active	13	0	0	0	0.00%	13		2		10	P,S,T,M,VP SC	1		\$2,050.00	
5706	QUAKERTOWN	09/20/1939	Active	18	1	0	1	5.88%	17		9			P,S,T,M,VP SC	0		\$450.00	
6473	ROYERSFORD	12/29/1937	Active	11	0	1	-1	-8.33%	12	6	6		7	P,S,T,M,VP SC	24+			
84618	Salus University	01/03/2005	Active	16	3	2	1	6.67%	15	1	3			P,S,T,M,VP SC	24+	90+ Days		
6476	SKIPPACK	08/03/1953	Active(3)	18	0	1	-1	-5.26%	19	3	4		7	P,S,T,M,VP SC	24+			
6477	SOUDERTON	02/16/1927	Active	10	0	0	0	0.00%	10		14		7	P,S,T,M,VP SC	1			
5712	SOUTHAMPTON - WARMINSTER AREA	03/15/1961	Active(2)	16	0	4	-4	-20.00%	20	25	0		10	P,S,T,M,VP SC	24+			



Club Health Assessment for District 14 A through June 2025

			Status	Membership							Reports					Finance	LCIF
Club Number	Club Name	Charter Date		Current Member Count	YTD Members Added	YTD Members Dropped	YTD Net Growth	YTD Net Growth%	Member Count 12 Months Ago	Avg. length of service for dropped members	Months Since Last MMR ***	Yrs. Since Last Officer Report	President Rotation	Vice President Reported ****	Months Since Last Activity Report ***	Account Balance	Donations for current Fiscal Year
			Number of times on status quo within last two years	If below 15 members appears				If net loss is greater than 20% appears			If no report in 3 months appears in	When more than one year appears in	Number of repeat terms	Notes the officers that do not have appears in an active	If no report at 12 months red		
5714	SPRINGFIELD	03/23/1948	Active	58	5	7	-2	-3.33%	60	28	0			P,S,T,M,VP SC	24+		\$50.00
5715	SPRINGFIELD TOWNSHIP	02/18/1946	Active(1)	25	0	3	-3	-10.71%	28	19	2			P,S,T,M,VP SC	3		\$3,000.00
	Exc Award (06/30/2024)																
5716	SWARTHMORE	05/09/1951	Active	16	0	4	-4	-20.00%	20	2	0		7	P,S,T,M,VP SC	24+		
5718	TRUMBAUERSVILLE	11/21/1946	Active	29	4	3	1	3.57%	28	27	2		6	P,S,T,M,VP SC	24+		
6468	UPPER PERKIOMEN VALLEY	09/29/1943	Active	25	3	5	-2	-7.41%	27	17	1		2	P,S,T,M,VP SC	21		\$440.00
	Exc Award (06/30/2018)																
5721	WARRINGTON TWSP	10/20/1941	Active	30	3	3	0	0.00%	30	17	0		4	P,S,T,M,VP SC	2		\$1,000.00
31998	WESTERN DELAWARE VALLEY L C	04/07/1976	Active	55	6	2	4	7.84%	51	1	0			P,S,T,M,VP SC	24+		\$2,000.00
6485	WHITEMARSH	01/30/1950	Active	12	0	0	0	0.00%	12		2			P,S,T,M,VP SC	24+		
6487	WILLOW GROVE	02/09/1950	Active	15	0	0	0	0.00%	15		4			P,S,T,M,VP SC	2		
121760	Yardley-Makefield	04/01/2014	Active	32	2	3	-1	-3.03%	33	7	6			P,S,T,M,VP SC	24+		

Clubs Cancelled Previous Fiscal Year – Clubs Cancelled within last 12 months may be reinstated

Club Number	Club Name	Charter Date	Current Status*	Cancellation Date
5674	MARPLE NEWTOWN	04/26/1948	Cancelled(8*)	06/29/2024
33207	MONTICO	01/06/1977	Cancelled(8*)	06/29/2024
102372	PHILADELPHIA CHINESE	06/10/2008	Cancelled(6*)	07/29/2023

Current Total Clubs Count	YTD New Clubs Count	YTD Cancelled Clubs Count	YTD Net Club Gain	Current Total Members Count	YTD Add	YTD Drop	YTD Net Growth	YTD Net Growth %	Member Count 12 Months Ago	Average Member Count Per Club	% of Clubs with less than 20 members	% No MMR in 3 Months	% No Officer Report in 12 Months	% of Clubs with balance 90+ days	Number of Clubs in Status Quo	% Status Quo Clubs in Financial Suspension	Number of Cancelled Clubs	Average Cancelled Club Age	Members Lost Due to Cancellation	% of Clubs Cancelled for Non-Financial Reasons
52	1	0	1	1,267	147	136	11	0.88%	1,256	24	48%	42%	2%	4%	0	0%	0	0	0	0%

* - P - Priority Club. Cancellation Reasons: 1-Objectives/conduct, 2-Non-active club, 5-Non-existing club, 6-Disbanding, 7-Merger, 8-Financial Suspension, 9-District/Multiple District Dues.

** - Abbreviation: P-President, S-Secretary, T-Treasurer, M-Member Chairperson, VP-First Vice President, MC-Communications Chairperson, SC-Service Chairperson

*** - Abbreviation: N/R - Never reported using the Lions Clubs website, N/A - Not applicable, No password registered for the Lions Clubs website.

**** - Abbreviation: N - New, IP - Immediate Past, R - Repeat.



Club Health Assessment for District 14 B through June 2025

			Status	Membership							Reports				Finance		LCIF
Club Number	Club Name	Charter Date		Current Member Count	YTD Members Added	YTD Members Dropped	YTD Net Growth	YTD Net Growth%	Member Count 12 Months Ago	Avg. length of service for dropped members	Months Since Last MMR ***	Yrs. Since Last Officer Report	President Rotation	Vice President Reported ****	Months Since Last Activity Report ***	Account Balance	Donations for current Fiscal Year
			Number of times on status quo within last two years	If below 15 members appears				If net loss is greater than 20% appears			If no report in 3 months appears in	When more than one year appears in	Number of repeat terms	Notes the officers that do not have an active	If no report at 12 months appears in red		
Clubs more than two years old																	
5725	BETHEL PARK	12/09/1942	Active	61	2	4	-2	-3.17%	63	13	0			P,S,T,M,VP SC	0		\$1,500.00
Exc Award (06/30/2023)																	
38566	BLMF LAWRENCEVLE AREA L C	06/03/1980	Active(3)	13	13	14	-1	-7.14%	14	17	2		None	P,S,T,M,VP SC	23		\$200.00
129297	Bridgeville Greater Area	11/11/2016	Active	13	1	0	1	8.33%	12		9			P,S,T,M,VP SC	1		\$450.00
5731	CENTRAL ELIZABETH TOWNSHIP	03/01/1962	Active	11	0	0	0	0.00%	11		15		4	P,S,T,M,VP SC	24+		
5732	CHESWICK SPRINGDALE	02/10/1945	Active	15	0	4	-4	-21.05%	19	3	1		8	P,S,T,M,VP SC	0		\$200.00
5733	CLAIRTON	04/18/1922	Active(1)	39	0	1	-1	-2.50%	40	46	0		2	P,S,T,M,VP SC	15		\$70.00
5736	ELFINWILD	12/14/1949	Active	27	12	4	8	42.11%	19	10	0			P,S,T,M,VP SC	1		\$200.00
5744	HOMESTEAD DISTRICT	10/30/1947	Cancelled(6*)	0	0	29	-29	-100.00%	29	19	6		None	P,S,T,M,VP SC	24+		
5751	MCKEESPORT	02/27/1922	Active	33	6	4	2	6.45%	31	9	1		None	P,S,T,M,VP SC	0		\$750.00
Exc Award (06/30/2022)																	
111378	MON RIVER FLEET	06/17/2011	Active	24	4	6	-2	-7.69%	26	5	0		2	P,S,T,M,VP SC	0		\$400.00
5753	MONROEVILLE	10/02/1952	Active	25	1	1	0	0.00%	25	2	0			P,S,T,M,VP SC	0		\$2,760.00
5754	MT. LEBANON	03/06/1929	Active	24	1	5	-4	-14.29%	28	11	1			P,S,T,M,VP SC	3		\$1,000.00
5750	NORTHERN ALLEGHENY	03/21/1950	Cancelled(6*)	0	0	10	-10	-100.00%	10	34	0		None	P,S,T,M,VP SC	0		\$1,000.00
5757	OAKMONT	04/05/1940	Active	41	3	5	-2	-4.65%	43	15	0		2	P,S,T,M,VP SC	0		\$400.00
37032	PITCAIRN	05/09/1979	Active	13	3	2	1	8.33%	12	29	0		4	P,S,T,M,VP SC	21		
52968	PITTSBURG SHADYSIDE-SQUIR HILL	04/27/1992	Active	10	0	0	0	0.00%	10		0		14	P,S,T,M,VP SC	18		
5760	PITTSBURGH	11/27/1920	Active	6	2	0	2	50.00%	4		4		8	P,S,T,M,VP SC	19		
46273	PITTSBURGH BRENTWOOD	06/12/1986	Active	12	0	0	0	0.00%	12		1			P,S,T,M,VP SC	1		\$600.00
56175	PITTSBURGH DEAF BLIND	10/24/1994	Active	11	0	2	-2	-15.38%	13	19	0		3	P,S,T,M,VP SC	0		\$100.00
5765	PITTSBURGH GRANDVIEW	12/08/1948	Active	14	0	0	0	0.00%	14		11		None	P,S,T,M,VP SC	1		
45401	PITTSBURGH HILLTOP	10/07/1985	Active	16	0	0	0	0.00%	16		10		4	P,S,T,M,VP SC	16		\$500.00
5767	PITTSBURGH NORTH SIDE	05/27/1935	Cancelled(8*)	0	0	6	-6	-100.00%	6	20	6		None	P,S,T,M,VP SC	24+	90+ Days	



Club Health Assessment for District 14 B through June 2025

Club Number	Club Name	Charter Date	Status	Membership							Reports					Finance	LCIF
				Current Member Count	YTD Members Added	YTD Members Dropped	YTD Net Growth	YTD Net Growth%	Member Count 12 Months Ago	Avg. length of service for dropped members	Months Since Last MMR ***	Yrs. Since Last Officer Report	President Rotation	Vice President Reported ****	Months Since Last Activity Report ***	Account Balance	Donations for current Fiscal Year
			Number of times on status quo within last two years	If below 15 members appears				If net loss is greater than 20% appears			If no report in 3 months appears in	When more than one year appears in	Number of repeat terms	Notes the officers that do not have an active	If no report at 12 months appears in red		
5773	PLEASANT HILLS	12/18/1940	Active	21	2	3	-1	-4.55%	22	28	6			P,S,T,M,VP SC	0		\$550.00
5775	ROBINSON	10/10/1955	Active	20	2	3	-1	-4.76%	21	11	3		2	P,S,T,M,VP SC	10		
5748	SOUTH PARK L C	05/18/1960	Active	25	4	3	1	4.17%	24	19	0		10	P,S,T,M,VP SC	8		\$1,000.00
5752	STO-KEN-ROX	06/23/1937	Active	12	0	0	0	0.00%	12		0		12	P,S,T,M,VP SC	13		
5777	TARENTUM AREA	03/23/1939	Active	21	2	1	1	5.00%	20	12	0		3	P,S,T,M,VP SC	0		
5782	WEST MIFFLIN	09/14/1953	Active	30	1	0	1	3.45%	29		2		3	P,S,T,M,VP SC	9		
5785	WHITE OAK	03/20/1950	Active	30	0	0	0	0.00%	30		12		3	P,S,T,M,VP SC	2		\$50.00
5784	WHITEHALL COMMUNITY	03/11/1949	Active	20	2	3	-1	-4.76%	21	7	0		2	P,S,T,M,VP SC	0		\$463.34

Clubs Cancelled Previous Fiscal Year – Clubs Cancelled within last 12 months may be reinstated

Club Number	Club Name	Charter Date	Current Status*	Cancellation Date
118256	UNIVERSITY OF PITTSBURGH	11/16/2012	Cancelled(6*)	06/29/2024

Current Total Clubs Count	YTD New Clubs Count	YTD Cancelled Clubs Count	YTD Net Club Gain	Current Total Members Count	YTD Add	YTD Drop	YTD Net Growth	YTD Net Growth %	Member Count 12 Months Ago	Average Member Count Per Club	% of Clubs with less than 20 members	% No MMR in 3 Months	% No Officer Report in 12 Months	% of Clubs with balance 90+ days	Number of Clubs in Status Quo	% Status Quo Clubs in Financial Suspension	Number of Cancelled Clubs	Average Cancelled Club Age	Members Lost Due to Cancellation	% of Clubs Cancelled for Non-Financial Reasons
27	0	3	-3	587	61	110	-49	-7.70%	636	22	44%	30%	0%	0%	0	0%	3	85	45	67%

* - P - Priority Club. Cancellation Reasons: 1-Objectives/conduct, 2-Non-active club, 5-Non-existing club, 6-Disbanding, 7-Merger, 8-Financial Suspension, 9-District/Multiple District Dues.

** - Abbreviation: P-President, S-Secretary, T-Treasurer, M-Member Chairperson, VP-First Vice President, MC-Communications Chairperson, SC-Service Chairperson

*** - Abbreviation: N/R - Never reported using the Lions Clubs website, N/A - Not applicable, No password registered for the Lions Clubs website.

**** - Abbreviation: N - New, IP - Immediate Past, R - Repeat.



Club Health Assessment for District 14 C through June 2025

			Status	Membership							Reports					Finance	LCIF	
Club Number	Club Name	Charter Date		Current Member Count	YTD Members Added	YTD Members Dropped	YTD Net Growth	YTD Net Growth%	Member Count 12 Months Ago	Avg. length of service for dropped members	Months Since Last MMR ***	Yrs. Since Last Officer Report	President Rotation	Vice President Reported ****	Months Since Last Activity Report ***	Account Balance	Donations for current Fiscal Year	
			Number of times on status quo within last two years	If below 15 members appears				If net loss is greater than 20% appears			If no report in 3 months appears in	When more than one year appears in	Number of repeat terms	Notes the officers that do not have an active	If no report at 12 months appears in red			
Clubs more than two years old																		
5789	ARENDTSVILLE	06/13/1973	Active	26	5	2	3	13.04%	23	18	0			P,S,T,M,VP SC	0		\$2,300.00	
	Exc Award (06/30/2023)																	
5791	BOILING SPRINGS	05/23/1947	Active	41	12	2	10	32.26%	31	6	3		2	P,S,T,M,VP SC	0		\$2,640.00	
	Exc Award (06/30/2022, 06/30/2024)																	
5792	BROGUE COMMUNITY	03/05/1959	Active	17	0	2	-2	-10.53%	19	28	0			P,S,T,M,VP SC	0		\$2,167.00	
	Exc Award (06/30/2023, 06/30/2024)																	
5793	CAMP HILL	11/24/1952	Active	33	2	2	0	0.00%	33	40	1			P,S,T,M,VP SC	2		\$300.00	
	Exc Award (06/30/2023)																	
5794	CARLISLE	02/16/1933	Active	21	3	1	2	10.53%	19	1	0		2	P,S,T,M,VP SC	1		\$3,870.00	
	Exc Award (06/30/2021, 06/30/2022, 06/30/2024)																	
5795	CASHTOWN COMMUNITY	12/08/1959	Active	13	0	3	-3	-18.75%	16	10	0		10	P,S,T,M,VP SC	10	90+ Days		
5796	DALLASTOWN	11/17/1933	Active	20	2	3	-1	-4.76%	21	9	0		2	P,S,T,M,VP SC	1		\$50.00	
	Exc Award (06/30/2018)																	
5797	DILLSBURG	11/05/1931	Active	40	0	0	0	0.00%	40		1			P,S,T,M,VP SC	8		\$1,300.00	
	Exc Award (06/30/2023)																	
5798	DOVER	05/08/1939	Active	38	0	5	-5	-11.63%	43	34	0			P,S,T,M,VP SC	0		\$510.00	
	Exc Award (06/30/2023)																	
5799	EAST BERLIN	08/27/1957	Active	20	0	2	-2	-9.09%	22	41	5			P,S,T,M,VP SC	5			
5807	EAST PENNSBORO	02/26/1946	Active	10	0	1	-1	-9.09%	11	30	5		5	P,S,T,M,VP SC	24+			
5800	EAST PROSPECT	04/23/1952	Active	14	0	1	-1	-6.67%	15	31	0			P,S,T,M,VP SC	1		\$500.00	
	Exc Award (06/30/2023)																	
5802	FAIRFIELD	06/25/1945	Active	21	6	4	2	10.53%	19	16	3		3	P,S,T,M,VP SC	1		\$250.00	
5804	GETTYSBURG	01/23/1924	Active	8	1	1	0	0.00%	8	18	0			P,S,T,M,VP SC	1		\$700.00	
5809	HANOVER	08/12/1932	Active	46	20	5	15	48.39%	31	14	0			P,S,T,M,VP SC	0		\$1,210.00	
	Exc Award (06/30/2023)																	
46395	HANOVER WEST MANHEIM TOWNSHIP	06/30/1986	Active	8	0	4	-4	-33.33%	12	9	2		None	P,S,T,M,VP SC	1			
5811	JACKSONVILLE	11/16/1960	Active	14	0	0	0	0.00%	14		10			P,S,T,M,VP SC	0		\$1,455.00	



Club Health Assessment for District 14 C through June 2025

			Status	Membership							Reports					Finance	LCIF
Club Number	Club Name	Charter Date		Current Member Count	YTD Members Added	YTD Members Dropped	YTD Net Growth	YTD Net Growth%	Member Count 12 Months Ago	Avg. length of service for dropped members	Months Since Last MMR ***	Yrs. Since Last Officer Report	President Rotation	Vice President Reported ****	Months Since Last Activity Report ***	Account Balance	Donations for current Fiscal Year
			Number of times on status quo within last two years	If below 15 members appears					If net loss is greater than 20% appears			If no report in 3 months appears in	When more than one year appears in	Number of repeat terms	Notes the officers that do not have an active	If no report at 12 months appears in red	
Exc Award (06/30/2018, 06/30/2022)																	
5812	JACOBUS	02/28/1952	Active	52	7	1	6	13.04%	46	25	3			P,S,T,M,VP SC	1		\$120.00
Exc Award (06/30/2022)																	
146517	Jacobus Area Lioness	06/09/2021	Active	45	2	0	2	4.65%	43		2			P,S,T,M,VP SC	0		\$500.00
Exc Award (06/30/2022, 06/30/2024)																	
5813	JEFFERSON COMMUNITY L C	02/11/1965	Active	20	0	2	-2	-9.09%	22	45	4			P,S,T,M,VP SC	10		
5814	KREUTZ CREEK VALLEY	04/24/1942	Active	10	0	3	-3	-23.08%	13	40	3		2	P,S,T,M,VP SC	11		
Exc Award (06/30/2023)																	
5817	LITTLESTOWN	09/28/1939	Active	8	0	1	-1	-11.11%	9	6	2		16	P,S,T,M,VP SC	15		
5820	MASON + DIXON	10/16/1930	Active	12	0	1	-1	-7.69%	13	3	1			P,S,T,M,VP SC	10		
5821	MECHANICSBURG	10/05/1949	Active	86	16	12	4	4.88%	82	4	0			P,S,T,M,VP SC	0		\$1,910.00
Exc Award (06/30/2018, 06/30/2021, 06/30/2022)																	
5822	MOUNT HOLLY SPRINGS	03/19/1946	Active	21	0	0	0	0.00%	21		0			P,S,T,M,VP SC	0		
150825	New Cumberland Area	05/19/2022	Active	11	0	0	0	0.00%	11		13		None	P,S,T,M,VP SC	6		\$100.00
5825	NEW FREEDOM	09/28/1933	Active	47	7	3	4	9.30%	43	4	2			P,S,T,M,VP SC	0		\$3,999.23
Exc Award (06/30/2018, 06/30/2020, 06/30/2022)																	
5826	NEW OXFORD	03/16/1939	Cancelled(6*)	0	1	17	-16	-100.00%	16	18	6		None	P,S,T,M,VP SC	7		
Exc Award (06/30/2023, 06/30/2024)																	
5827	NEWVILLE	05/09/1947	Active	29	4	3	1	3.57%	28	42	5			P,S,T,M,VP SC	7		\$575.00
Exc Award (06/30/2018)																	
5829	PINCHOT PARK	10/14/1959	Active	10	0	5	-5	-33.33%	15	14	0			P,S,T,M,VP SC	23		
Exc Award (06/30/2023)																	
5830	PLAINFIELD	01/05/1959	Active	17	0	6	-6	-26.09%	23	9	3			P,S,T,M,VP SC	0		\$500.00
Exc Award (06/30/2023, 06/30/2024)																	
5831	RED LION	01/02/1924	Active	23	2	5	-3	-11.54%	26	22	0		2	P,S,T,M,VP SC	0		
Exc Award (06/30/2024)																	
5833	SHILOH	12/12/1951	Active	42	5	1	4	10.53%	38	24	3		2	P,S,T,M,VP SC	4		\$900.00
5834	SHIPPENSBURG	10/18/1932	Active	33	0	4	-4	-10.81%	37	7	0		2	P,S,T,M,VP SC	0		\$1,010.00



Club Health Assessment for District 14 C through June 2025

			Status	Membership						Reports					Finance		LCIF	
Club Number	Club Name	Charter Date		Current Member Count	YTD Members Added	YTD Members Dropped	YTD Net Growth	YTD Net Growth%	Member Count 12 Months Ago	Avg. length of service for dropped members	Months Since Last MMR ***	Yrs. Since Last Officer Report	President Rotation	Vice President Reported ****	Months Since Last Activity Report ***	Account Balance	Donations for current Fiscal Year	
			Number of times on status quo within last two years	If below 15 members appears					If net loss is greater than 20% appears			If no report in 3 months appears in	When more than one year appears in	Number of repeat terms	Notes the officers that do not have an active	If no report at 12 months appears in red		
Exc Award (06/30/2023)																		
132697	Shrewsbury Area Centennial	10/04/2017	Active	23	3	0	3	15.00%	20		6		4	P,S,T,M,VP SC	0			
Exc Award (06/30/2021, 06/30/2022)																		
5838	SPRING GROVE	01/13/1933	Active	30	3	0	3	11.11%	27		2			P,S,T,M,VP SC	1		\$1,000.00	
5839	STEWARTSTOWN	12/16/1932	Active	49	4	0	4	8.89%	45		0			P,S,T,M,VP SC	1		\$2,650.00	
Exc Award (06/30/2018, 06/30/2022, 06/30/20)																		
5840	SUSQUEHANNA	10/12/1933	Active	58	4	2	2	3.57%	56	55	1			P,S,T,M,VP SC	0		\$1,825.00	
Exc Award (06/30/2023)																		
5841	UPPER ADAMS COUNTY	03/23/1939	Active	29	3	7	-4	-12.12%	33	5	0			P,S,T,M,VP SC	6			
Exc Award (06/30/2024)																		
5845	WEST SHORE	05/28/1941	Active	14	0	1	-1	-6.67%	15	49	8		4	P,S,T,M,VP SC	8			
5846	WINDSOR	01/25/1954	Active	20	1	0	1	5.26%	19		4		None	P,S,T,M,VP SC	1		\$1,500.00	
Exc Award (06/30/2018, 06/30/2019, 06/30/20)																		
33520	YORK NEW SALEM	03/16/1977	Active	15	0	2	-2	-11.76%	17	15	7			P,S,T,M,VP SC	8		\$2,000.00	
Exc Award (06/30/2023)																		
5852	YORK SPRINGS	03/01/1939	Active	48	5	0	5	11.63%	43		1		2	P,S,T,M,VP SC	0		\$120.00	
108038	YORK WHITE ROSE	04/08/2010	Active	24	3	1	2	9.09%	22	1	0			P,S,T,M,VP SC	5		\$100.00	
Exc Award (06/30/2017, 06/30/2022, 06/30/20)																		

Clubs Cancelled Previous Fiscal Year – Clubs Cancelled within last 12 months may be reinstated

Club Number		Club Name		Charter Date		Current Status*		Cancellation Date												
5842		WEIGELSTOWN		01/27/1955		Cancelled(6*)		06/29/2024												
Current Total Clubs Count	YTD New Clubs Count	YTD Cancelled Clubs Count	YTD Net Club Gain	Current Total Members Count	YTD Add	YTD Drop	YTD Net Growth	YTD Net Growth %	Member Count 12 Months Ago	Average Member Count Per Club	% of Clubs with less than 20 members	% No MMR in 3 Months	% No Officer Report in 12 Months	% of Clubs with balance 90+ days	Number of Clubs in Status Quo	% Status Quo Clubs in Financial Suspension	Number of Cancelled Clubs	Average Cancelled Club Age	Members Lost Due to Cancellation	% of Clubs Cancelled for Non-Financial Reasons
43	0	1	-1	1,166	121	115	6	0.52%	1,160	27	35%	37%	0%	2%	0	0%	1	155	17	100%



Club Health Assessment for District 14 C through June 2025

			Status	Membership							Reports					Finance	LCIF
Club Number	Club Name	Charter Date		Current Member Count	YTD Members Added	YTD Members Dropped	YTD Net Growth	YTD Net Growth%	Member Count 12 Months Ago	Avg. length of service for dropped members	Months Since Last MMR ***	Yrs. Since Last Officer Report	President Rotation	Vice President Reported ****	Months Since Last Activity Report ***	Account Balance	Donations for current Fiscal Year
			Number of times on status quo within last two years	If below 15 members appears				If net loss is greater than 20% appears			If no report in 3 months appears in	When more than one year appears in	Number of repeat terms	Notes the officers that do not have an active	If no report at 12 months appears in red		

* - P - Priority Club. Cancellation Reasons: 1-Objectives/conduct, 2-Non-active club, 5-Non-existing club, 6-Disbanding, 7-Merger, 8-Financial Suspension, 9-District/Multiple District Dues.
** - Abbreviation: P-President, S-Secretary, T-Treasurer, M-Member Chairperson, VP-First Vice President, MC-Communications Chairperson, SC-Service Chairperson
*** - Abbreviation: N/R - Never reported using the Lions Clubs website, N/A - Not applicable, No password registered for the Lions Clubs website.
**** - Abbreviation: N - New, IP - Immediate Past, R - Repeat.



Club Health Assessment for District 14 D through June 2025

Club Number	Club Name	Charter Date	Status	Membership							Reports					Finance	LCIF
				Current Member Count	YTD Members Added	YTD Members Dropped	YTD Net Growth	YTD Net Growth%	Member Count 12 Months Ago	Avg. length of service for dropped members	Months Since Last MMR ***	Yrs. Since Last Officer Report	President Rotation	Vice President Reported ****	Months Since Last Activity Report ***	Account Balance	Donations for current Fiscal Year
			Number of times on status quo within last two years	If below 15 members appears				If net loss is greater than 20% appears			If no report in 3 months appears	When more than one year appears in	Number of repeat terms	Notes the officers that do not have an active	If no report at 12 months appears in red		
Clubs less than two years old																	
180687	Warwick Area	02/02/2025	Active	25	26	1	25	100.00%	0	0	0			P,S,T,M,VP SC	0		\$225.00
Clubs more than two years old																	
5856	AKRON	12/02/1938	Active	41	3	4	-1	-2.38%	42	4	3		2	P,S,T,M,VP SC	8		\$1,000.00
5857	BAREVILLE LEOLA LEACO	03/14/1927	Active	26	0	1	-1	-3.70%	28	22	4			P,S,T,M,VP SC	7		
5858	BARON STIEGEL	06/01/1943	Active	28	1	0	1	3.70%	27		3			P,S,T,M,VP SC	0		\$823.50
5862	CHRISTIANA	10/30/1941	Active	27	0	0	0	0.00%	27		10			P,S,T,M,VP SC	1		
5864	COLUMBIA	04/15/1947	Active	55	6	4	2	3.77%	53	4	0		3	P,S,T,M,VP SC	3		
38029	CONOY L C	02/04/1980	Active	37	1	2	-1	-2.63%	38	7	6			P,S,T,M,VP SC	0		\$2,000.00
5866	DENVER	08/27/1926	Active	31	1	1	0	0.00%	31	50	0		None	P,S,T,M,VP SC	0		\$950.00
Exc Award (06/30/2023)																	
5867	EAST COCALICO	01/09/1944	Active	68	5	3	2	3.03%	66	20	0			P,S,T,M,VP SC	0		\$1,000.00
Exc Award (06/30/2018, 06/30/2021)																	
5869	EAST PETERSBURG - LANDISVILLE	04/02/1957	Active	38	10	2	8	26.67%	30	2	0			P,S,T,M,VP SC	6		\$600.00
Exc Award (06/30/2024)																	
5870	ELIZABETHTOWN	01/14/1941	Active	36	1	5	-4	-10.00%	40	41	0		2	P,S,T,M,VP SC	0		
5871	EPHRATA	02/13/1925	Active	49	17	7	10	25.64%	39	22	0			P,S,T,M,VP SC	0		\$1,147.00
5872	FREDERICKSBURG	04/24/1944	Active	8	0	2	-2	-20.00%	10	42	0		10	P,S,T,M,VP SC	2		
135234	Gap Town Clock Centennial	06/19/2018	Active	11	0	0	0	0.00%	11		1	1	None	P,S,T,M,VP SC	13		
5873	GARDEN SPOT L C	06/06/1972	Active	15	3	0	3	25.00%	12		5		5	P,S,T,M,VP SC	0		
141414	Heidelberg Lioness	04/13/2020	Active	13	0	1	-1	-7.14%	14	5	1		2	P,S,T,M,VP SC	1		
5875	INTERCOURSE	02/28/1973	Active	15	2	2	0	0.00%	15	27	0		None	P,S,T,M,VP SC	2		
5876	JONESTOWN	11/04/1942	Active	10	1	0	1	11.11%	9		8		3	P,S,T,M,VP SC	3		
5877	LAFAYETTE	03/12/1947	Active	8	3	1	2	33.33%	6	39	0		None	P,S,T,M,VP SC	4		
5878	LANCASTER	03/01/1923	Active	33	3	8	-5	-13.16%	38	8	0			P,S,T,M,VP SC	1		\$200.00
Exc Award (06/30/2023)																	



Club Health Assessment for District 14 D through June 2025

			Status	Membership							Reports				Finance		LCIF
Club Number	Club Name	Charter Date		Current Member Count	YTD Members Added	YTD Members Dropped	YTD Net Growth	YTD Net Growth%	Member Count 12 Months Ago	Avg. length of service for dropped members	Months Since Last MMR ***	Yrs. Since Last Officer Report	President Rotation	Vice President Reported ****	Months Since Last Activity Report ***	Account Balance	Donations for current Fiscal Year
			Number of times on status quo within last two years	If below 15 members appears				If net loss is greater than 20% appears			If no report in 3 months appears in	When more than one year appears in	Number of repeat terms	Notes the officers that do not have an active	If no report at 12 months appears in red		
149726	Lancaster Historic	02/14/2022	Active	15	0	0	0	0.00%	15		15	1	None	P,S,T,M,VP SC	24+		
5880	LEBANON	05/27/1924	Active	54	11	4	7	14.89%	47	27	0		None	P,S,T,M,VP SC	10		\$1,000.00
5881	LITITZ	01/16/1941	Active	47	3	12	-9	-16.07%	56	11	0			P,S,T,M,VP SC	0		\$125.00
5882	MANHEIM	11/04/1925	Active	26	0	2	-2	-7.14%	28	2	0			P,S,T,M,VP SC	1		\$1,000.00
5883	MANHEIM TOWNSHIP	04/01/1957	Active	16	1	1	0	0.00%	16	1	1		2	P,S,T,M,VP SC	0		\$550.00
5885	MARIETTA	03/14/1932	Active	18	3	0	3	20.00%	15		5			P,S,T,M,VP SC	3		
5886	MILLERSVILLE	03/16/1932	Active	64	35	28	7	12.28%	57	18	1			P,S,T,M,VP SC	1		\$400.00
Exc Award (06/30/2022, 06/30/2023, 06/30/20)																	
139591	Millersville Lioness	08/13/2019	Active	21	1	3	-2	-8.70%	23	3	0			P,S,T,M,VP SC	1		
5887	MOUNT JOY	04/03/1945	Active	32	3	4	-1	-3.03%	33	12	2		None	P,S,T,M,VP SC	7		\$675.00
Exc Award (06/30/2022, 06/30/2023)																	
5888	MOUNTVILLE	04/15/1947	Active	35	0	2	-2	-5.41%	37	14	0			P,S,T,M,VP SC	2		
Exc Award (06/30/2017, 06/30/2018, 06/30/20)																	
5889	MYERSTOWN	10/30/1950	Active	16	0	1	-1	-5.88%	17	21	6		2	P,S,T,M,VP SC	6		
5890	NEW HOLLAND	05/26/1925	Active	18	0	1	-1	-5.26%	19	1	9		2	P,S,T,M,VP SC	4		\$1,000.00
5894	PALMYRA AREA	01/12/1938	Active	16	3	10	-7	-30.43%	23	6	0		None	P,S,T,M,VP SC	4		\$200.00
Exc Award (06/30/2021)																	
5895	PARADISE TOWNSHIP	02/27/1928	Active	23	0	1	-1	-4.17%	24	60	0			P,S,T,M,VP SC	6		
5896	QUARRYVILLE	09/09/1926	Active	41	7	3	4	10.81%	37	11	0			P,S,T,M,VP SC	0		\$200.00
37920	SCHOENECK AREA L C	01/24/1980	Active	5	0	1	-1	-16.67%	6	19	0		None	P,S,T,M,VP SC	4		
5901	SOUTH LEBANON	03/20/1950	Active	12	0	0	0	0.00%	12		4	1	None	P,S,T,M,VP SC	8		
5902	STRASBURG	03/22/1932	Active	42	0	2	-2	-4.55%	44	4	0			P,S,T,M,VP SC	1		\$900.00
5905	WAKEFIELD	04/28/1972	Active	59	0	8	-8	-11.94%	67	17	0		None	P,S,T,M,VP SC	5		
5908	WEST EARL	05/26/1939	Active	30	8	1	7	30.43%	23	43	0			P,S,T,M,VP SC	11		\$1,050.00
5911	WILLOW STREET	11/25/1946	Active	20	2	15	-13	-39.39%	33	25	0		None	P,S,T,M,VP SC	2		\$1,560.00
Exc Award (06/30/2022)																	



Club Health Assessment for District 14 D through June 2025

			Status								Membership							Reports				Finance		LCIF
Club Number	Club Name	Charter Date			Current Member Count	YTD Members Added	YTD Members Dropped	YTD Net Growth	YTD Net Growth%	Member Count 12 Months Ago	Avg. length of service for dropped members	Months Since Last MMR ***	Yrs. Since Last Officer Report	President Rotation	Vice President Reported ****	Months Since Last Activity Report ***	Account Balance	Donations for current Fiscal Year						
			Number of times on status quo within last two years		If below 15 members appears				If net loss is greater than 20% appears			If no report in 3 months appears in	When more than one year appears in	Number of repeat terms		Notes the officers that do not have an active	If no report at 12 months appears in red							
122260	Wilshire Hills Exc Award (06/30/2018)	05/19/2014	Active		6	0	3	-3	-33.33%	9	5	0		4	P,S,T,M,VP SC	17								
Current Total Clubs Count	YTD New Clubs Count	YTD Cancelled Clubs Count	YTD Net Club Gain	Current Total Members Count	YTD Add	YTD Drop	YTD Net Growth	YTD Net Growth %	Member Count 12 Months Ago	Average Member Count Per Club	% of Clubs with less than 20 members	% No MMR in 3 Months	% No Officer Report in 12 Months	% of Clubs with balance 90+ days	Number of Clubs in Status Quo	% Status Quo Clubs in Financial Suspension	Number of Cancelled Clubs	Average Cancelled Club Age	Members Lost Due to Cancellation	% of Clubs Cancelled for Non-Financial Reasons				
42	1	0	1	1,190	160	146	14	1.19%	1,177	28	38%	29%	7%	0%	0	0%	0	0	0	0%				

* - P - Priority Club. Cancellation Reasons: 1-Objectives/conduct, 2-Non-active club, 5-Non-existing club, 6-Disbanding, 7-Merger, 8-Financial Suspension, 9-District/Multiple District Dues.

** - Abbreviation: P-President, S-Secretary, T-Treasurer, M-Member Chairperson, VP-First Vice President, MC-Communications Chairperson, SC-Service Chairperson

*** - Abbreviation: N/R - Never reported using the Lions Clubs website, N/A - Not applicable, No password registered for the Lions Clubs website.

**** - Abbreviation: N - New, IP - Immediate Past, R - Repeat.



Club Health Assessment for District 14 E through June 2025

			Status	Membership							Reports					Finance		LCIF
Club Number	Club Name	Charter Date		Current Member Count	YTD Members Added	YTD Members Dropped	YTD Net Growth	YTD Net Growth%	Member Count 12 Months Ago	Avg. length of service for dropped members	Months Since Last MMR ***	Yrs. Since Last Officer Report	President Rotation	Vice President Reported ****	Months Since Last Activity Report ***	Account Balance	Donations for current Fiscal Year	
			Number of times on status quo within last two years	If below 15 members appears					If net loss is greater than 20% appears			If no report in 3 months appears in	When more than one year appears in	Number of repeat terms	Notes the officers that do not have an active	If no report at 12 months appears in red		
Clubs more than two years old																		
5912	ALLEGHENY TOWNSHIP	10/21/1952	Active	10	0	0	0	0.00%	10		4			P,S,T,M,VP SC	1			
5913	ARNOLD	01/30/1942	Active	11	1	1	0	0.00%	11	20	7		2	P,S,T,M,VP SC	24+			
5916	BUSHY RUN	01/21/1948	Active	35	0	1	-1	-2.78%	36	37	0			P,S,T,M,VP SC	24+		\$50.00	
5917	CHESTNUT RIDGE	05/14/1953	Active	20	0	5	-5	-20.00%	25	29	2		2	P,S,T,M,VP SC	15			
Exc Award (06/30/2020, 06/30/2021)																		
5918	DELMONT	10/09/1944	Active	36	2	3	-1	-2.70%	37	27	0			P,S,T,M,VP SC	0		\$250.00	
Exc Award (06/30/2021, 06/30/2024)																		
5922	GREENSBURG EAST HEMPFIELD	08/12/1935	Active	13	2	0	2	18.18%	11		2			P,S,T,M,VP SC	3			
5926	JEANNETTE	06/05/1940	Active(1)	6	0	0	0	0.00%	6		6		10	P,S,T,M,VP SC	24+			
5927	LATROBE-DERRY	11/20/1940	Active	26	6	3	3	13.04%	23	30	0			P,S,T,M,VP SC	21			
Exc Award (06/30/2023)																		
5928	LEVEL GREEN	12/27/1948	Active	40	6	2	4	11.11%	36	6	0			P,S,T,M,VP SC	0		\$50.00	
5931	LOWER BURRELL CITY	06/01/1950	Active	26	0	0	0	0.00%	26		14		8	P,S,T,M,VP SC	7			
5933	MANOR	04/08/1948	Active	18	1	0	1	5.88%	17		5			P,S,T,M,VP SC	1		\$110.00	
Exc Award (06/30/2023)																		
5934	MONESSEN	05/06/1948	Active	38	1	6	-5	-11.63%	43	10	0			P,S,T,M,VP SC	24+		\$3,000.00	
Exc Award (06/30/2022)																		
5935	MOUNT PLEASANT TOWNSHIP	01/19/1948	Active	41	0	3	-3	-6.82%	44	21	0		5	P,S,T,M,VP SC	24+			
5921	MURRYSVILLE	10/25/1951	Active	16	0	2	-2	-11.11%	18	29	0			P,S,T,M,VP SC	2		\$300.00	
5936	NEW ALEXANDRIA	05/13/1959	Active	48	1	1	0	0.00%	48	28	1			P,S,T,M,VP SC	6		\$50.00	
Exc Award (06/30/2021, 06/30/2023)																		
5937	NEW FLORENCE	06/07/1950	Active	22	0	1	-1	-4.35%	23	4	9		None	P,S,T,M,VP SC	0			
Exc Award (06/30/2020)																		
5938	NEW KENSINGTON	03/08/1939	Active	11	0	2	-2	-15.38%	13	52	0		8	P,S,T,M,VP SC	0			
5939	NORWIN	04/28/1955	Active	38	6	0	6	18.75%	32		1		3	P,S,T,M,VP SC	4		\$100.00	



Club Health Assessment for District 14 E through June 2025

			Status	Membership							Reports					Finance		LCIF
Club Number	Club Name	Charter Date		Current Member Count	YTD Members Added	YTD Members Dropped	YTD Net Growth	YTD Net Growth%	Member Count 12 Months Ago	Avg. length of service for dropped members	Months Since Last MMR ***	Yrs. Since Last Officer Report	President Rotation	Vice President Reported ****	Months Since Last Activity Report ***	Account Balance	Donations for current Fiscal Year	
			Number of times on status quo within last two years	If below 15 members appears				If net loss is greater than 20% appears			If no report in 3 months appears	When more than one year appears in	Number of repeat terms	Notes the officers that do not have an active	If no report at 12 months appears in red			
5940	ROSTRAVER TWSP	04/23/1953	Active	46	1	0	1	2.22%	45		2			P,S,T,M,VP SC	0		\$3,576.00	
	Exc Award (06/30/2022)																	
129392	Scottdale Centennial	11/22/2016	Cancelled(6*)	0	0	7	-7	-100.00%	7	5	0		None	P,S,T,M,VP SC	24+			
5923	SEWICKLEY AREA L C	02/19/1946	Active	4	0	5	-5	-55.56%	9	23	2		4	P,S,T,M,VP SC	0			
61240	SLICKVILLE	11/13/1998	Active	40	5	3	2	5.26%	38	16	1		2	P,S,T,M,VP SC	0		\$500.00	
	Exc Award (06/30/2016)																	
5946	TRAFFORD	06/05/1945	Active(2)	6	0	0	0	0.00%	6		20		5	P,S,T,M,VP SC	24+			
5948	VANDERGRIFT	05/22/1940	Active	20	0	3	-3	-13.04%	23	27	0		2	P,S,T,M,VP SC	1			
65280	WASHINGTON BELL	04/29/2002	Active	11	0	2	-2	-15.38%	13	16	11		10	P,S,T,M,VP SC	N/R			
5949	WEST NEWTON	04/13/1945	Active	22	0	1	-1	-4.35%	23	5	0		13	P,S,T,M,VP SC	8		\$50.00	
5950	YOUNGWOOD	07/16/1940	Active	36	5	4	1	2.86%	35	20	0		4	P,S,T,M,VP SC	0		\$1,000.00	
	Exc Award (06/30/2022, 06/30/2023)																	
5951	YUKON	09/10/1945	Active	25	2	1	1	4.17%	24	8	0		5	P,S,T,M,VP SC	24			

Clubs Cancelled Previous Fiscal Year – Clubs Cancelled within last 12 months may be reinstated

Club Number	Club Name	Charter Date	Current Status*	Cancellation Date																
5941	EAST HUNTINGDON TOWNSHIP	03/01/1949	Cancelled(6*)	12/29/2023																
Current Total Clubs Count	YTD New Clubs Count	YTD Cancelled Clubs Count	YTD Net Club Gain	Current Total Members Count	YTD Add	YTD Drop	YTD Net Growth	YTD Net Growth %	Member Count 12 Months Ago	Average Member Count Per Club	% of Clubs with less than 20 members	% No MMR in 3 Months	% No Officer Report in 12 Months	% of Clubs with balance 90+ days	Number of Clubs in Status Quo	% Status Quo Clubs in Financial Suspension	Number of Cancelled Clubs	Average Cancelled Club Age	Members Lost Due to Cancellation	% of Clubs Cancelled for Non-Financial Reasons
27	0	1	-1	665	39	56	-17	-2.49%	682	25	37%	30%	0%	0%	0	0%	1	83	7	100%

* - P - Priority Club. Cancellation Reasons: 1-Objectives/conduct, 2-Non-active club, 5-Non-existing club, 6-Disbanding, 7-Merger, 8-Financial Suspension, 9-District/Multiple District Dues.

** - Abbreviation: P-President, S-Secretary, T-Treasurer, M-Member Chairperson, VP-First Vice President, MC-Communications Chairperson, SC-Service Chairperson

*** - Abbreviation: N/R - Never reported using the Lions Clubs website, N/A - Not applicable, No password registered for the Lions Clubs website.

**** - Abbreviation: N - New, IP - Immediate Past, R - Repeat.




Club Health Assessment for District 14 F through June 2025

			Status	Membership							Reports					Finance		LCIF
Club Number	Club Name	Charter Date		Current Member Count	YTD Members Added	YTD Members Dropped	YTD Net Growth	YTD Net Growth%	Member Count 12 Months Ago	Avg. length of service for dropped members	Months Since Last MMR ***	Yrs. Since Last Officer Report	President Rotation	Vice President Reported ****	Months Since Last Activity Report ***	Account Balance	Donations for current Fiscal Year	
			Number of times on status quo within last two years	If below 15 members appears					If net loss is greater than 20% appears			If no report in 3 months appears in	When more than one year appears in	Number of repeat terms	Notes the officers that do not have appears in an active red	If no report at 12 months red		
Clubs more than two years old																		
5952	ALBION AREA	05/27/1947	Active	25	1	3	-2	-7.41%	27	4	3			P,S,T,M,VP SC	2			
5993	BRADFORD AREA	10/08/1952	Active	28	0	3	-3	-9.68%	31	16	2		2	P,S,T,M,VP SC	3			
141293	Bradford Community Pride	04/07/2020	Active	30	7	14	-7	-18.92%	37	3	0		2	P,S,T,M,VP SC	9			
Exc Award (06/30/2021, 06/30/2022, 06/30/2023)																		
48416	CENTERVILLE	04/18/1988	Active	31	5	0	5	19.23%	26		8		8	P,S,T,M,VP SC	4		\$100.00	
Exc Award (06/30/2024)																		
5954	CLINTONVILLE	10/20/1955	Active	28	0	1	-1	-3.45%	29	11	4		4	P,S,T,M,VP SC	1			
5956	COMMODORE PERRY	10/04/1955	Active	40	1	6	-5	-11.11%	45	16	4			P,S,T,M,VP SC	1		\$100.00	
42273	CONNEAUT LAKE	02/28/1983	Active	21	0	0	0	0.00%	21		13			P,S,T,M,VP SC	6			
Exc Award (06/30/2016)																		
35535	CRANBERRY AREA L C	05/08/1978	Active	26	3	2	1	4.00%	25	13	2			P,S,T,M,VP SC	6			
5958	ERIE	05/19/1922	Active	33	7	5	2	6.45%	31	21	3		4	P,S,T,M,VP SC	6			
5962	FARRELL	04/09/1929	Active	16	0	0	0	0.00%	16		0		7	P,S,T,M,VP SC	0			
5964	FREDONIA	06/02/1948	Active	42	2	5	-3	-6.67%	45	15	1		2	P,S,T,M,VP SC	7		\$1,120.00	
Exc Award (06/30/2018, 06/30/2023)																		
5959	GREENE TOWNSHIP L C	06/04/1952	Active(1)	24	1	3	-2	-7.69%	26	29	0			P,S,T,M,VP SC	6		\$200.00	
Exc Award (06/30/2023)																		
5965	GREENVILLE	11/25/1927	Active	55	2	5	-3	-5.17%	58	22	0			P,S,T,M,VP SC	0		\$2,500.00	
107865	HERMITAGE	03/25/2010	Active	17	0	3	-3	-15.00%	20	7	0		3	P,S,T,M,VP SC	10		\$600.00	
5967	JAMESTOWN	05/11/1948	Active	55	11	3	8	17.02%	47	3	0			P,S,T,M,VP SC	4		\$21,100.00	
Exc Award (06/30/2024)																		
5968	KANE	06/15/1954	Active	42	0	5	-5	-10.64%	47	26	4			P,S,T,M,VP SC	5		\$115.50	
Exc Award (06/30/2024)																		
5970	LAWRENCE PARK EAST LAKE SHORE	05/26/1947	Active	5	0	0	0	0.00%	5		13		5	P,S,T,M,VP SC	0			
Exc Award (06/30/2018)																		
5971	MEADVILLE	03/25/1924	Active	45	2	13	-11	-19.64%	56	17	0		3	P,S,T,M,VP SC	0		\$1,100.00	



Club Health Assessment for District 14 F through June 2025

			Status	Membership							Reports					Finance		LCIF
Club Number	Club Name	Charter Date		Current Member Count	YTD Members Added	YTD Members Dropped	YTD Net Growth	YTD Net Growth%	Member Count 12 Months Ago	Avg. length of service for dropped members	Months Since Last MMR ***	Yrs. Since Last Officer Report	President Rotation	Vice President Reported ****	Months Since Last Activity Report ***	Account Balance	Donations for current Fiscal Year	
			Number of times on status quo within last two years	If below 15 members appears					If net loss is greater than 20% appears			If no report in 3 months appears in	When more than one year appears in	Number of repeat terms	Notes the officers that do not have an active	If no report at 12 months appears in red		
Exc Award (06/30/2016, 06/30/2017, 06/30/2020)																		
125245	North East	06/24/2015	Active	23	2	1	1	4.55%	22	2	0			P,S,T,M,VP SC	0		\$500.00	
Exc Award (06/30/2023)																		
5975	OTTO TOWNSHIP	09/25/1952	Active	19	0	1	-1	-5.00%	20	8	1		11	P,S,T,M,VP SC	14			
147625	Pine Grove Lioness	08/19/2021	Active	12	0	0	0	0.00%	12		16		4	P,S,T,M,VP SC	N/R			
5976	PINE GROVE TOWNSHIP	01/21/1957	Active	16	4	2	2	14.29%	14	34	2		2	P,S,T,M,VP SC	1		\$300.00	
49673	PORT ALLEGANY	06/19/1989	Active	10	2	3	-1	-9.09%	11	1	3		3	P,S,T,M,VP SC	0			
5980	SHEFFIELD	06/29/1953	Active	19	0	0	0	0.00%	19		0			P,S,T,M,VP SC	1			
5981	SMETHPORT	09/25/1951	Active	9	1	0	1	12.50%	8		5		7	P,S,T,M,VP SC	8		\$350.00	
5983	STONEBORO	04/19/1948	Active	19	0	3	-3	-13.64%	22	26	6		8	P,S,T,M,VP SC	0			
5984	SUMMIT	12/19/1956	Active	13	0	2	-2	-13.33%	15	23	0			P,S,T,M,VP SC	1		\$203.00	
5985	TIDIOUTE	05/15/1965	Cancelled(8*)	0	0	12	-12	-100.00%	12	19	1		None	P,S,T,M,VP SC	24+	90+ Days		
5986	TIONESTA	06/26/1939	Active	34	2	5	-3	-8.11%	37	10	8			P,S,T,M,VP SC	0		\$2,700.00	
Exc Award (06/30/2018)																		
5987	TITUSVILLE	06/08/1939	Active	11	1	0	1	10.00%	10		0		4	P,S,T,M,VP SC	0			
5988	TOWNVILLE	03/22/1948	Active	27	3	2	1	3.85%	26	6	2		2	P,S,T,M,VP SC	2		\$771.50	
5989	UNION CITY	06/13/1939	Active	36	0	0	0	0.00%	36		0		2	P,S,T,M,VP SC	9		\$100.00	
5991	WARREN	09/29/1923	Active	40	0	0	0	0.00%	40		0			P,S,T,M,VP SC	2		\$635.00	
Exc Award (06/30/2018)																		
5992	WATERFORD	01/26/1954	Active	27	0	1	-1	-3.57%	28	10	9			P,S,T,M,VP SC	9		\$1,000.00	
141415	Waterford Lioness	04/02/2020	Active(1)	9	2	2	0	0.00%	9	5	2		3	P,S,T,M,VP SC	3			
122733	West County Lions	07/11/2014	Active	9	0	3	-3	-25.00%	12	9	0			P,S,T,M,VP SC	4			

Clubs Cancelled Previous Fiscal Year – Clubs Cancelled within last 12 months may be reinstated

Club Number	Club Name	Charter Date	Current Status*	Cancellation Date
36870	MARIENVILLE AREA L C	04/09/1979	Cancelled(6*)	06/29/2024



Club Health Assessment for District 14 F through June 2025

Club Number			Club Name			Charter Date			Status					Membership					Reports					Finance		LCIF
									Current Member Count	YTD Members Added	YTD Members Dropped	YTD Net Growth	YTD Net Growth%	Member Count 12 Months Ago	Avg. length of service for dropped members	Months Since Last MMR ***	Yrs. Since Last Officer Report	President Rotation	Vice President Reported ****	Months Since Last Activity Report ***	Account Balance	Donations for current Fiscal Year				
									Number of times on status quo within last two years	If below 15 members appears			If net loss is greater than 20% appears			If no report in 3 months appears in			When more than one year appears in	Number of repeat terms	Notes the officers that do not have an active		If no report at 12 months appears in red			
Current Total Clubs Count	YTD New Clubs Count	YTD Cancelled Clubs Count	YTD Net Club Gain	Current Total Members Count	YTD Add	YTD Drop	YTD Net Growth	YTD Net Growth %	Member Count 12 Months Ago	Average Member Count Per Club	% of Clubs with less than 20 members	% No MMR in 3 Months	% No Officer Report in 12 Months	% of Clubs with balance 90+ days	Number of Clubs in Status Quo	% Status Quo Clubs in Financial Suspension	Number of Cancelled Clubs	Average Cancelled Club Age	Members Lost Due to Cancellation	% of Clubs Cancelled for Non-Financial Reasons						
35	0	1	-1	896	59	108	-49	-5.19%	945	26	40%	40%	0%	0%	0	0%	1	105	12	0%						

* - P - Priority Club. Cancellation Reasons: 1-Objectives/conduct, 2-Non-active club, 5-Non-existing club, 6-Disbanding, 7-Merger, 8-Financial Suspension, 9-District/Multiple District Dues.


** - Abbreviation: P-President, S-Secretary, T-Treasurer, M-Member Chairperson, VP-First Vice President, MC-Communications Chairperson, SC-Service Chairperson

*** - Abbreviation: N/R - Never reported using the Lions Clubs website, N/A - Not applicable, No password registered for the Lions Clubs website.

**** - Abbreviation: N - New, IP - Immediate Past, R - Repeat.



Club Health Assessment for District 14 G through June 2025

			Status	Membership							Reports					Finance		LCIF
Club Number	Club Name	Charter Date		Current Member Count	YTD Members Added	YTD Members Dropped	YTD Net Growth	YTD Net Growth%	Member Count 12 Months Ago	Avg. length of service for dropped members	Months Since Last MMR ***	Yrs. Since Last Officer Report	President Rotation	Vice President Reported ****	Months Since Last Activity Report ***	Account Balance	Donations for current Fiscal Year	
			Number of times on status quo within last two years	If below 15 members appears					If net loss is greater than 20% appears			If no report in 3 months appears in	When more than one year appears in	Number of repeat terms	Notes the officers that do not have an active	If no report at 12 months appears in red		
Clubs less than two years old																		
156406	Allenwood Area	12/07/2023	Active	18	5	5	0	0.00%	18	2	0		2	P,S,T,M,VP SC	0		\$25.00	
Clubs more than two years old																		
5995	BELLEFONTE	04/01/1949	Active	41	5	3	2	5.13%	39	12	0			P,S,T,M,VP SC	0		\$2,000.00	
43009	BENTON	09/21/1983	Active	32	2	1	1	3.23%	31	6	0		2	P,S,T,M,VP SC	0		\$1,482.00	
Exc Award (06/30/2023, 06/30/2024)																		
5997	BIG POND	03/06/1952	Cancelled(6*)	0	0	8	-8	-100.00%	8	26	0		None	P,S,T,M,VP SC	19			
5999	CANTON	03/16/1954	Active	32	2	0	2	6.67%	30		1			P,S,T,M,VP SC	0			
41003	CATAWISSA VALLEY	03/30/1982	Active	22	4	1	3	15.79%	19	5	1		9	P,S,T,M,VP SC	1			
6000	CENTRE HALL	01/22/1942	Active	32	4	4	0	0.00%	32	24	0			P,S,T,M,VP SC	0		\$100.00	
Exc Award (06/30/2023, 06/30/2024)																		
47775	COUDERSPORT & AREA	10/19/1987	Active	20	3	0	3	17.65%	17		2			P,S,T,M,VP SC	0		\$100.00	
6003	DUSHORE	02/23/1943	Active	42	1	3	-2	-4.55%	44	19	1			P,S,T,M,VP SC	23			
43717	EAGLES MERE LAPORTE	04/03/1984	Active	66	15	9	6	10.00%	60	10	0		3	P,S,T,M,VP SC	0	90+ Days		
6005	FERGUSON TOWNSHIP	11/10/1949	Active	31	2	2	0	0.00%	31	18	2		2	P,S,T,M,VP SC	0		\$1,000.00	
6006	HARRIS TOWNSHIP	03/10/1952	Active	51	2	8	-6	-10.53%	57	8	0			P,S,T,M,VP SC	1		\$2,100.00	
Exc Award (06/30/2021, 06/30/2022, 06/30/2023)																		
32199	HOWARD AREA L C	05/05/1976	Active	99	16	6	10	11.24%	89	29	1		None	P,S,T,M,VP SC	2		\$1,000.00	
6008	JERSEY SHORE	01/23/1951	Active	40	0	6	-6	-13.04%	46	20	0		2	P,S,T,M,VP SC	1		\$1,500.00	
Exc Award (06/30/2018)																		
142635	Jersey Shore Area Lioness	08/20/2020	Active	33	2	2	0	0.00%	33	2	0			P,S,T,M,VP SC	1		\$100.00	
134144	Kulpmont Centennial	03/30/2018	Active	6	0	2	-2	-25.00%	8	6	11		7	P,S,T,M,VP SC	24+			
6010	LEWISBURG	05/21/1924	Active(2)	8	0	0	0	0.00%	8		11		4	P,S,T,M,VP SC	24+			
6011	LOCK HAVEN	12/04/1941	Active	20	1	0	1	5.26%	19		2			P,S,T,M,VP SC	3		\$1,200.00	
6012	LOYALSOCK TOWNSHIP	10/31/1958	Active	8	0	0	0	0.00%	8		10		13	P,S,T,M,VP SC	0			
6013	LYCOMING CREEK	05/11/1954	Cancelled(8*)	0	0	7	-7	-100.00%	7	5	6		None	P,S,T,M,VP SC	24+	90+ Days		




Club Health Assessment for District 14 G through June 2025

			Status	Membership							Reports					Finance		LCIF
Club Number	Club Name	Charter Date		Current Member Count	YTD Members Added	YTD Members Dropped	YTD Net Growth	YTD Net Growth%	Member Count 12 Months Ago	Avg. length of service for dropped members	Months Since Last MMR ***	Yrs. Since Last Officer Report	President Rotation	Vice President Reported ****	Months Since Last Activity Report ***	Account Balance	Donations for current Fiscal Year	
			Number of times on status quo within last two years	If below 15 members appears				If net loss is greater than 20% appears			If no report in 3 months appears in	When more than one year appears in	Number of repeat terms	Notes the officers that do not have an active	If no report at 12 months appears in red			
6014	MANSFIELD	09/04/1940	Active	39	5	3	2	5.41%	37	20	0		3	P,S,T,M,VP SC	0		\$1,000.00	
	Exc Award (06/30/2018)																	
6017	MILESBURG	04/25/1949	Active	53	10	1	9	20.45%	44	4	0		2	P,S,T,M,VP SC	0		\$1,700.00	
	Exc Award (06/30/2024)																	
107204	MILL HALL AREA	01/07/2010	Active	12	0	0	0	0.00%	12		11		7	P,S,T,M,VP SC	2			
6018	MILLHEIM	03/12/1940	Active	19	0	5	-5	-20.83%	24	22	1			P,S,T,M,VP SC	24+			
42945	MILLVILLE	07/25/1983	Active	12	2	1	1	9.09%	11	23	2		6	P,S,T,M,VP SC	21			
6019	MILTON	10/17/1938	Active	26	2	6	-4	-13.33%	30	12	2			P,S,T,M,VP SC	6		\$600.00	
6020	MONTGOMERY	11/08/1955	Active	31	2	0	2	6.90%	29		0		None	P,S,T,M,VP SC	0			
6021	MONTOURSVILLE	04/08/1952	Active	18	1	1	0	0.00%	18	4	1		4	P,S,T,M,VP SC	1			
6022	MT CARMEL	05/01/1944	Active	28	0	0	0	0.00%	28		5		2	P,S,T,M,VP SC	24+			
39999	MUNCY AREA L C	06/05/1981	Active	20	1	3	-2	-9.09%	22	7	1		None	P,S,T,M,VP SC	0			
132592	Northern Tioga County Centennial	09/07/2017	Cancelled(6*)	0	1	15	-14	-100.00%	13	11	0		None	P,S,T,M,VP SC	1		\$450.00	
	Exc Award (06/30/2021, 06/30/2024)																	
41468	PATTON TWP L C	06/29/1982	Active	14	1	2	-1	-6.67%	15	25	4			P,S,T,M,VP SC	1			
6027	PICTURE ROCKS	10/17/1955	Active	20	0	1	-1	-4.76%	21	40	9		3	P,S,T,M,VP SC	1		\$2,000.00	
39679	PLEASANT GAP & AREA	04/06/1981	Active	26	1	2	-1	-3.70%	27	35	3			P,S,T,M,VP SC	1		\$50.00	
144345	Pleasant Gap Area Lioness	12/22/2020	Active	15	2	4	-2	-11.76%	17	4	2		2	P,S,T,M,VP SC	1			
64588	RAUCHTOWN-NIPPENOSE VALLEY	07/20/2001	Active	22	1	6	-5	-18.52%	27	8	3		5	P,S,T,M,VP SC	3		\$1,000.00	
6028	SAYRE ATHENS	01/08/1926	Active	11	2	2	0	0.00%	11	46	5		7	P,S,T,M,VP SC	9			
146157	Sayre-Athens Lioness	05/24/2021	Active	17	3	1	2	13.33%	15	4	1		2	P,S,T,M,VP SC	0			
33266	SHAMOKIN AREA L C	01/27/1977	Active	8	0	0	0	0.00%	8		10		6	P,S,T,M,VP SC	24+			
6030	SNOW SHOE	06/12/1946	Active	28	0	0	0	0.00%	28		10		2	P,S,T,M,VP SC	20		\$350.00	
6031	SOUTH CREEK	03/10/1952	Active	29	0	2	-2	-6.45%	31	19	0		5	P,S,T,M,VP SC	4			
6033	SOUTH WILLIAMSPORT	03/14/1946	Active	37	4	3	1	2.78%	36	24	3			P,S,T,M,VP SC	5	90+ Days		



Club Health Assessment for District 14 G through June 2025

			Status	Membership							Reports					Finance	LCIF
Club Number	Club Name	Charter Date		Current Member Count	YTD Members Added	YTD Members Dropped	YTD Net Growth	YTD Net Growth%	Member Count 12 Months Ago	Avg. length of service for dropped members	Months Since Last MMR ***	Yrs. Since Last Officer Report	President Rotation	Vice President Reported ****	Months Since Last Activity Report ***	Account Balance	Donations for current Fiscal Year
			Number of times on status quo within last two years	If below 15 members appears				If net loss is greater than 20% appears			If no report in 3 months appears in	When more than one year appears in	Number of repeat terms	Notes the officers that do not have an active	If no report at 12 months appears in red		
33652	SUGAR VALLEY L C	04/05/1977	Active	29	7	1	6	26.09%	23	7	1			P,S,T,M,VP SC	1		\$332.00
6036	SYLVANIA	01/20/1954	Active	33	3	1	2	6.45%	31	49	2		2	P,S,T,M,VP SC	0		\$3,200.00
6038	TOWANDA	08/29/1929	Active	15	0	1	-1	-6.25%	16	21	3			P,S,T,M,VP SC	0		\$1,500.00
6039	TROY	04/28/1939	Active	70	4	5	-1	-1.41%	71	26	0		2	P,S,T,M,VP SC	0		\$1,000.00
41313	TURBOTVILLE & AREA	05/04/1982	Active	62	1	1	0	0.00%	62	13	1			P,S,T,M,VP SC	0		\$2,000.00
6040	WARRENSVILLE AREA L C	05/06/1969	Active	14	0	0	0	0.00%	14		3			P,S,T,M,VP SC	4		
6041	WATSONTOWN	09/25/1947	Active	17	1	0	1	6.25%	16		7		3	P,S,T,M,VP SC	7		\$1,020.00
135357	Watson town Centennial Lioness	06/21/2018	Active	15	2	3	-1	-6.25%	16	1	1		3	P,S,T,M,VP SC	14		
6042	WELLSBORO	10/21/1929	Active	22	3	0	3	15.79%	19		3			P,S,T,M,VP SC	0		\$1,000.00
40414	WELLS-JACKSON L C	10/05/1981	Active	28	3	1	2	7.69%	26	20	2			P,S,T,M,VP SC	4		
6043	WILLIAMSPORT	08/28/1923	Active	12	0	1	-1	-7.69%	13	35	10		2	P,S,T,M,VP SC	4		
6044	WILLIAMSPORT NEWBERRY	01/20/1942	Active	19	0	0	0	0.00%	19		10		3	P,S,T,M,VP SC	24+		
29205	WYALUSING	04/30/1974	Active	47	5	0	5	11.90%	42		3			P,S,T,M,VP SC	1		\$360.00


Clubs Cancelled Previous Fiscal Year – Clubs Cancelled within last 12 months may be reinstated

Club Number	Club Name	Charter Date	Current Status*	Cancellation Date
132614	Danville Centennial	09/12/2017	Cancelled(6*)	07/29/2023
45402	MILLMONT WEST UNION AREA	10/18/1985	Cancelled(8*)	12/29/2023
141318	Williamsport Sight Services	04/02/2020	Cancelled(8*)	12/29/2023

Current Total Clubs Count	YTD New Clubs Count	YTD Cancelled Clubs Count	YTD Net Club Gain	Current Total Members Count	YTD Add	YTD Drop	YTD Net Growth	YTD Net Growth %	Member Count 12 Months Ago	Average Member Count Per Club	% of Clubs with less than 20 members	% No MMR in 3 Months	% No Officer Report in 12 Months	% of Clubs with balance 90+ days	Number of Clubs in Status Quo	% Status Quo Clubs in Financial Suspension	Number of Cancelled Clubs	Average Cancelled Club Age	Members Lost Due to Cancellation	% of Clubs Cancelled for Non-Financial Reasons
52	0	3	-3	1,469	131	139	-8	-0.54%	1,476	28	37%	38%	0%	4%	0	0%	3	66	30	0%



Club Health Assessment for District 14 G through June 2025

			Status	Membership							Reports					Finance	LCIF
Club Number	Club Name	Charter Date		Current Member Count	YTD Members Added	YTD Members Dropped	YTD Net Growth	YTD Net Growth%	Member Count 12 Months Ago	Avg. length of service for dropped members	Months Since Last MMR ***	Yrs. Since Last Officer Report	President Rotation	Vice President Reported ****	Months Since Last Activity Report ***	Account Balance	Donations for current Fiscal Year
			Number of times on status quo within last two years	If below 15 members appears				If net loss is greater than 20% appears			If no report in 3 months appears in	When more than one year appears in	Number of repeat terms	Notes the officers that do not have an active	If no report at 12 months appears in red		

* - P - Priority Club. Cancellation Reasons: 1-Objectives/conduct, 2-Non-active club, 5-Non-existing club, 6-Disbanding, 7-Merger, 8-Financial Suspension, 9-District/Multiple District Dues.
** - Abbreviation: P-President, S-Secretary, T-Treasurer, M-Member Chairperson, VP-First Vice President, MC-Communications Chairperson, SC-Service Chairperson
*** - Abbreviation: N/R - Never reported using the Lions Clubs website, N/A - Not applicable, No password registered for the Lions Clubs website.
**** - Abbreviation: N - New, IP - Immediate Past, R - Repeat.



Club Health Assessment for District 14 H through June 2025

			Status	Membership							Reports					Finance		LCIF
Club Number	Club Name	Charter Date		Current Member Count	YTD Members Added	YTD Members Dropped	YTD Net Growth	YTD Net Growth%	Member Count 12 Months Ago	Avg. length of service for dropped members	Months Since Last MMR ***	Yrs. Since Last Officer Report	President Rotation	Vice President Reported ****	Months Since Last Activity Report ***	Account Balance	Donations for current Fiscal Year	
			Number of times on status quo within last two years	If below 15 members appears					If net loss is greater than 20% appears			If no report in 3 months appears in	When more than one year appears in	Number of repeat terms	Notes the officers that do not have appears in an active	If no report at 12 months red		
Clubs more than two years old																		
6045	ABINGTON	12/13/1949	Active	28	1	2	-1	-3.45%	29	19	1		3	P,S,T,M,VP SC	1		\$228.00	
30560	BENTON TOWNSHIP	04/16/1975	Active(1)	14	0	0	0	0.00%	14		0		3	P,S,T,M,VP SC	24+		\$50.00	
6051	BLAKELY PECKVILLE	11/06/1953	Active	11	1	1	0	0.00%	11	8	4		13	P,S,T,M,VP SC	24+		\$50.00	
6056	DALTON	07/13/1939	Active(1)	11	2	1	1	10.00%	10	2	8		2	P,S,T,M,VP SC	24+		\$40.00	
6059	DUNMORE	03/31/1952	Active	25	5	2	3	13.64%	22	28	1		2	P,S,T,M,VP SC	18		\$109.00	
Exc Award (06/30/2018)																		
107792	EYNON ARCHBALD	03/11/2010	Active	69	5	15	-10	-12.66%	79	8	0		4	P,S,T,M,VP SC	1		\$200.00	
Exc Award (06/30/2018)																		
35149	FALLS	03/21/1978	Active(1)	25	1	19	-18	-41.86%	43	12	0		None	P,S,T,M,VP SC	0		\$136.00	
Exc Award (06/30/2021)																		
6064	FOREST CITY	01/31/1948	Active	18	3	0	3	20.00%	15		6			P,S,T,M,VP SC	24+		\$50.00	
6071	HAWLEY LAKE	03/31/1972	Active	10	5	7	-2	-16.67%	12	12	0		2	P,S,T,M,VP SC	1		\$1,046.00	
	WALLENPAUPACK																	
6073	HONESDALE	03/20/1925	Active	62	4	2	2	3.33%	60	28	0		2	P,S,T,M,VP SC	N/R		\$248.00	
6074	JEFFERSON TOWNSHIP	10/18/1961	Active	24	0	6	-6	-20.00%	30	21	0		2	P,S,T,M,VP SC	24+		\$108.00	
Exc Award (06/30/2018)																		
6076	JERMYN	12/14/1943	Cancelled(8*)	0	0	9	-9	-100.00%	9	23	10		None	P,S,T,M,VP SC	24+	90+ Days		
36689	JESSUP	03/06/1979	Active	16	2	0	2	14.29%	14		11		13	P,S,T,M,VP SC	11		\$56.00	
6078	LAKE ARIEL	05/28/1953	Active	16	1	1	0	0.00%	16	2	3		None	P,S,T,M,VP SC	24+		\$78.00	
6082	MAYFIELD	05/12/1961	Active	15	0	0	0	0.00%	15		0		10	P,S,T,M,VP SC	0		\$70.00	
6083	MINISINK	09/11/1951	Active	25	4	0	4	19.05%	21		0			P,S,T,M,VP SC	24+		\$90.00	
36690	MINOOKA	03/20/1979	Active(1)	33	0	3	-3	-8.33%	36	31	7		3	P,S,T,M,VP SC	24+		\$100.00	
6084	MONTROSE	09/19/1947	Active	35	5	3	2	6.06%	33	2	2			P,S,T,M,VP SC	24+		\$138.00	
6089	OLD FORGE	06/17/1947	Active	19	1	0	1	5.56%	18		9		2	P,S,T,M,VP SC	24+		\$50.00	
6090	OLYPHANT	08/15/1951	Active	27	1	0	1	3.85%	26		11		13	P,S,T,M,VP SC	24+		\$129.00	
6095	SCOTT TOWNSHIP	07/30/1952	Active	32	5	4	1	3.23%	31	7	0		2	P,S,T,M,VP SC	0		\$132.00	



Club Health Assessment for District 14 H through June 2025

INTERNATIONAL

			Status	Membership						Reports				Finance	LCIF		
Club Number	Club Name	Charter Date		Current Member Count	YTD Members Added	YTD Members Dropped	YTD Net Growth	YTD Net Growth%	Member Count 12 Months Ago	Avg. length of service for dropped members	Months Since Last MMR ***	Yrs. Since Last Officer Report	President Rotation	Vice President Reported ****	Months Since Last Activity Report ***	Account Balance	Donations for current Fiscal Year
			Number of times on status quo within last two years	If below 15 members appears				If net loss is greater than 20% appears			If no report in 3 months appears in	When more than one year appears in	Number of repeat terms	Notes the officers that do not have an active	If no report at 12 months appears in red		
6096	SCRANTON	04/24/1923	Active	19	1	0	1	5.56%	18		5		2	P,S,T,M,VP SC	24+		\$80.00
37543	SOUTH ABINGTON	09/26/1979	Active	6	0	0	0	0.00%	6		2			P,S,T,M,VP SC	4		\$603.00
	Exc Award (06/30/2021)																
6098	STONE BRIDGE	01/16/1948	Active	20	3	1	2	11.11%	18	7	0		3	P,S,T,M,VP SC	24+		\$40.00
6100	TAYLOR	11/15/1954	Active	14	0	3	-3	-17.65%	17	38	0		4	P,S,T,M,VP SC	2		\$200.00
49625	TUNKHANNOCK	06/20/1989	Active	22	2	1	1	4.76%	21	4	0		None	P,S,T,M,VP SC	0		\$86.00
6106	WAYMART	10/22/1946	Active(1)	18	0	0	0	0.00%	18		29		None	P,S,T,M,VP SC	24+		\$50.00

Clubs Cancelled Previous Fiscal Year – Clubs Cancelled within last 12 months may be reinstated

Club Number	Club Name	Charter Date	Current Status*	Cancellation Date
6094	RANSOM TWP L C	10/05/1971	Cancelled(6*)	04/29/2024

Current Total Clubs Count	YTD New Clubs Count	YTD Cancelled Clubs Count	YTD Net Club Gain	Current Total Members Count	YTD Add	YTD Drop	YTD Net Growth	YTD Net Growth %	Member Count 12 Months Ago	Average Member Count Per Club	% of Clubs with less than 20 members	% No MMR in 3 Months	% No Officer Report in 12 Months	% of Clubs with balance 90+ days	Number of Clubs in Status Quo	% Status Quo Clubs in Financial Suspension	Number of Cancelled Clubs	Average Cancelled Club Age	Members Lost Due to Cancellation	% of Clubs Cancelled for Non-Financial Reasons
26	0	1	-1	614	52	80	-28	-4.36%	642	24	50%	38%	0%	0%	0	0%	1	133	9	0%

* - P - Priority Club. Cancellation Reasons: 1-Objectives/conduct, 2-Non-active club, 5-Non-existing club, 6-Disbanding, 7-Merger, 8-Financial Suspension, 9-District/Multiple District Dues.

** - Abbreviation: P-President, S-Secretary, T-Treasurer, M-Member Chairperson, VP-First Vice President, MC-Communications Chairperson, SC-Service Chairperson

*** - Abbreviation: N/R - Never reported using the Lions Clubs website, N/A - Not applicable, No password registered for the Lions Clubs website.

**** - Abbreviation: N - New, IP - Immediate Past, R - Repeat.



Club Health Assessment for District 14 J through June 2025

			Status	Membership							Reports					Finance		LCIF
Club Number	Club Name	Charter Date		Current Member Count	YTD Members Added	YTD Members Dropped	YTD Net Growth	YTD Net Growth%	Member Count 12 Months Ago	Avg. length of service for dropped members	Months Since Last MMR ***	Yrs. Since Last Officer Report	President Rotation	Vice President Reported ****	Months Since Last Activity Report ***	Account Balance	Donations for current Fiscal Year	
			Number of times on status quo within last two years	If below 15 members appears					If net loss is greater than 20% appears			If no report in 3 months appears in	When more than one year appears in	Number of repeat terms	Notes the officers that do not have appears in an active	If no report at 12 months red		
Clubs more than two years old																		
37213	ADAMS TOWNSHIP AREA L C	06/25/1979	Active	46	1	3	-2	-4.17%	48	3	3			P,S,T,M,VP SC	18		\$540.00	
6114	BENNETTS VALLEY	05/22/1952	Active	39	1	0	1	2.63%	38		7			P,S,T,M,VP SC	0		\$1,297.50	
Exc Award (06/30/2023, 06/30/2024)																		
6117	BROOKVILLE	01/25/1950	Active(1)	12	0	0	0	0.00%	12		1		4	P,S,T,M,VP SC	N/R			
124303	Central Cambria Area	03/05/2015	Active(2)	16	2	0	2	14.29%	14		2		3	P,S,T,M,VP SC	24+			
6118	CLEARFIELD	06/22/1942	Active(3)	11	0	2	-2	-15.38%	13	37	6		9	P,S,T,M,VP SC	N/R			
6119	COALPORT	06/30/1954	Active(2)	11	1	1	0	0.00%	11	0	6		6	P,S,T,M,VP SC	24+		\$15.00	
6120	CONEMAUGH VALLEY	02/21/1949	Active	17	0	2	-2	-10.53%	19	11	0		4	P,S,T,M,VP SC	20			
6121	CRESSON	03/27/1946	Active	38	3	3	0	0.00%	38	9	0		3	P,S,T,M,VP SC	24+		\$400.00	
6122	CURWENSVILLE	06/08/1951	Cancelled(6*)	0	0	14	-14	-100.00%	14	32	9	1	None	P,S,T,M,VP SC	24+			
6123	DU BOIS	07/16/1942	Active	27	0	3	-3	-10.00%	30	3	0		None	P,S,T,M,VP SC	12		\$100.00	
6126	FERNDALE	06/27/1955	Active	9	1	3	-2	-18.18%	11	29	2			P,S,T,M,VP SC	24+			
6127	FOX TOWNSHIP	06/02/1961	Active(1)	17	17	0	17	100.00%	0		3		14	P,S,T,M,VP SC	24+			
6128	GALLITZIN	10/28/1946	Active	15	0	3	-3	-16.67%	18	25	1		2	P,S,T,M,VP SC	7		\$50.00	
6129	GEISTOWN AND RICHLAND	02/09/1948	Active	29	1	3	-2	-6.45%	31	18	1		3	P,S,T,M,VP SC	0		\$127.50	
6131	GRAMPIAN	02/25/1954	Active	45	6	3	3	7.14%	42	12	1			P,S,T,M,VP SC	0		\$54.00	
39518	HORTON-BROCKWAY AREA L C	03/04/1981	Active	71	2	0	2	2.90%	69		7			P,S,T,M,VP SC	24+			
6133	HOUTZDALE	05/18/1954	Active	24	2	4	-2	-7.69%	26	17	5		None	P,S,T,M,VP SC	1		\$40.00	
6134	INDIANA	07/23/1929	Active	27	4	6	-2	-6.90%	29	22	4		10	P,S,T,M,VP SC	24+			
6136	JOHNSTOWN WEST END	03/16/1971	Active	29	1	1	0	0.00%	29	8	2		2	P,S,T,M,VP SC	24+		\$282.50	
6138	MARION CENTER AREA L C	08/26/1970	Active	13	1	6	-5	-27.78%	18	32	5			P,S,T,M,VP SC	20			
6140	PLUMVILLE	10/11/1950	Active	16	1	0	1	6.67%	15		4			P,S,T,M,VP SC	24+		\$1,040.00	
6141	PUNXSUTAWNEY	01/04/1945	Active	48	10	1	9	23.08%	39	29	0			P,S,T,M,VP SC	24+		\$20.00	
29093	PURCHASE LINE	04/24/1974	Active	13	2	7	-5	-27.78%	18	24	2		6	P,S,T,M,VP SC	N/R			



Club Health Assessment for District 14 J through June 2025

				Status				Membership						Reports				Finance		LCIF	
Club Number	Club Name	Charter Date			Current Member Count	YTD Members Added	YTD Members Dropped	YTD Net Growth	YTD Net Growth%	Member Count 12 Months Ago	Avg. length of service for dropped members	Months Since Last MMR ***	Yrs. Since Last Officer Report	President Rotation	Vice President Reported ****	Months Since Last Activity Report ***	Account Balance	Donations for current Fiscal Year			
				Number of times on status quo within last two years	If below 15 members appears				If net loss is greater than 20% appears			If no report in 3 months appears in	When more than one year appears in	Number of repeat terms	Notes the officers that do not have an active	If no report at 12 months appears in red					
6143	RIDGWAY	02/08/1950	Active	4	0	1	-1	-20.00%	5	62		11		2	P,S,T,M,VP SC	24+		\$10.00			
6146	SALTSBURG	06/20/1930	Active	10	0	2	-2	-16.67%	12	3		3			P,S,T,M,VP SC	24+					
6147	SOUTH FORK	10/14/1946	Active	84	7	10	-3	-3.45%	87	7		0		2	P,S,T,M,VP SC	8		\$5,105.00			
6145	ST MARYS	05/08/1950	Active	22	1	2	-1	-4.35%	23	6		2			P,S,T,M,VP SC	0		\$55.00			
Current Total Clubs Count	YTD New Clubs Count	YTD Cancelled Clubs Count	YTD Net Club Gain	Current Total Members Count	YTD Add	YTD Drop	YTD Net Growth	YTD Net Growth %	Member Count 12 Months Ago	Average Member Count Per Club	% of Clubs with less than 20 members	% No MMR in 3 Months	% No Officer Report in 12 Months	% of Clubs with balance 90+ days	Number of Clubs in Status Quo	% Status Quo Clubs in Financial Suspension	Number of Cancelled Clubs	Average Cancelled Club Age	Members Lost Due to Cancellation	% of Clubs Cancelled for Non-Financial Reasons	
26	0	1	-1	693	64	80	-16	-2.26%	709	27	50%	46%	0%	0%	0	0%	1	73	14	100%	

* - P - Priority Club. Cancellation Reasons: 1-Objectives/conduct, 2-Non-active club, 5-Non-existing club, 6-Disbanding, 7-Merger, 8-Financial Suspension, 9-District/Multiple District Dues.

** - Abbreviation: P-President, S-Secretary, T-Treasurer, M-Member Chairperson, VP-First Vice President, MC-Communications Chairperson, SC-Service Chairperson

*** - Abbreviation: N/R - Never reported using the Lions Clubs website, N/A - Not applicable, No password registered for the Lions Clubs website.

**** - Abbreviation: N - New, IP - Immediate Past, R - Repeat.



Club Health Assessment for District 14 K through June 2025

			Status	Membership							Reports					Finance	LCIF
Club Number	Club Name	Charter Date		Current Member Count	YTD Members Added	YTD Members Dropped	YTD Net Growth	YTD Net Growth%	Member Count 12 Months Ago	Avg. length of service for dropped members	Months Since Last MMR ***	Yrs. Since Last Officer Report	President Rotation	Vice President Reported ****	Months Since Last Activity Report ***	Account Balance	Donations for current Fiscal Year
			Number of times on status quo within last two years	If below 15 members appears					If net loss is greater than 20% appears			If no report in 3 months appears in	When more than one year appears in	Number of repeat terms	Notes the officers that do not have an active	If no report at 12 months appears in red	
Clubs more than two years old																	
6153	ALBURTIS	05/28/1946	Active	13	0	0	0	0.00%	13		11		2	P,S,T,M,VP SC	11		\$118.26
Exc Award (06/30/2023)																	
45490	ALLENTOWN KUHNSTVILLE AREA	11/19/1985	Active	18	2	2	0	0.00%	18	31	0		2	P,S,T,M,VP SC	10		\$30.00
6156	ALLENTOWN MOUNTAINVILLE	04/01/1952	Active	28	0	3	-3	-9.68%	31	28	0			P,S,T,M,VP SC	2		\$1,000.00
6158	BANGOR	10/20/1955	Active	23	1	2	-1	-4.17%	24	28	2		2	P,S,T,M,VP SC	9		\$80.00
6160	BATH	02/15/1928	Active	13	2	3	-1	-7.14%	14	7	0		2	P,S,T,M,VP SC	12		\$250.00
63317	BETHLEHEM TOWNSHIP	06/19/2000	Active	20	2	1	1	5.26%	19	3	0			P,S,T,M,VP SC	0		\$890.00
Exc Award (06/30/2024)																	
6168	COOPERSBURG	03/11/1926	Active(1)	12	0	0	0	0.00%	12		24	1	None	P,S,T,M,VP SC	12		
6169	COPLAY	04/12/1973	Cancelled(6*)	0	0	14	-14	-100.00%	14	28	1		None	P,S,T,M,VP SC	8		
6174	EASTON	04/03/1924	Active	26	1	4	-3	-10.34%	29	20	0			P,S,T,M,VP SC	0		
Exc Award (06/30/2023)																	
6176	EMMAUS	01/22/1945	Active	43	4	6	-2	-4.44%	45	30	0			P,S,T,M,VP SC	0		\$2,310.00
Exc Award (06/30/2023, 06/30/2024)																	
102631	EMMAUS LIONESSE	06/24/2008	Active	49	6	1	5	11.36%	44	16	1			P,S,T,M,VP SC	0		\$2,995.00
Exc Award (06/30/2021, 06/30/2023, 06/30/2024)																	
49249	Greater Lehigh Valley Community	02/23/1989	Cancelled(6*)	0	5	18	-13	-100.00%	13	4	2		None	P,S,T,M,VP SC	10		
Exc Award (06/30/2024)																	
6181	HELLERTOWN	11/17/1925	Active	16	1	1	0	0.00%	16	7	7		3	P,S,T,M,VP SC	0		\$1,000.00
Exc Award (06/30/2024)																	
6184	LEHIGH TOWNSHIP	11/09/1950	Active	44	6	1	5	12.82%	39	25	0		3	P,S,T,M,VP SC	0		\$1,730.00
135186	Lehigh Township Lioness	06/20/2018	Active	27	6	1	5	22.73%	22	1	0			P,S,T,M,VP SC	0		\$1,970.00
Exc Award (06/30/2023, 06/30/2024)																	
151839	Lehigh Valley Sights for Hope	08/03/2022	Active	15	1	7	-6	-28.57%	21	3	0		3	P,S,T,M,VP SC	0		
146140	Moore Township Lioness	06/03/2021	Active	28	0	0	0	0.00%	28		0		2	P,S,T,M,VP SC	0		\$1,020.00



Club Health Assessment for District 14 K through June 2025

				Status		Membership						Reports						Finance		LCIF
Club Number	Club Name	Charter Date			Current Member Count	YTD Members Added	YTD Members Dropped	YTD Net Growth	YTD Net Growth%	Member Count 12 Months Ago	Avg. length of service for dropped members	Months Since Last MMR ***	Yrs. Since Last Officer Report	President Rotation	Vice President Reported ****	Months Since Last Activity Report ***	Account Balance	Donations for current Fiscal Year		
			Number of times on status quo within last two years		If below 15 members appears				If net loss is greater than 20% appears			If no report in 3 months appears in	When more than one year appears in	Number of repeat terms		Notes the officers that do not have an active	If no report at 12 months appears in red			
42756	MOORESTOWN MOORE TOWNSHIP	06/13/1983	Active		43	2	3	-1	-2.27%	44	11	0				P,S,T,M,VP SC	13			
6194	NAZARETH	04/26/1924	Active(1)		8	0	1	-1	-11.11%	9	50	10	1	None		P,S,T,M,VP SC	12		\$10.00	
6175	PALMER TOWNSHIP	01/14/1957	Active		10	2	0	2	25.00%	8		1		2		P,S,T,M,VP SC	13			
6205	RICHMOND	01/23/1952	Active		19	2	3	-1	-5.00%	20	36	0				P,S,T,M,VP SC	1		\$2,550.00	
6208	SAUCON VALLEY	11/09/1948	Active		32	3	5	-2	-5.88%	34	32	1		None		P,S,T,M,VP SC	0		\$1,060.00	
Exc Award (06/30/2024)																				
6213	SLATINGTON	06/21/1948	Active		47	4	12	-8	-14.55%	55	18	1		None		P,S,T,M,VP SC	9		\$1,060.00	
6222	UPPER LEHIGH	09/12/1947	Active		63	5	2	3	5.00%	60	23	3				P,S,T,M,VP SC	0		\$510.00	
Exc Award (06/30/2017, 06/30/2023)																				
32286	UPPER SAUCON L C	05/25/1976	Active		13	0	1	-1	-7.14%	14	21	1		2		P,S,T,M,VP SC	12			
6212	WEST LEHIGH AREA	03/27/1969	Active		22	3	3	0	0.00%	22	10	0				P,S,T,M,VP SC	0		\$50.00	
6180	WHITEHALL L C	03/19/1951	Active		27	1	4	-3	-10.00%	30	6	0				P,S,T,M,VP SC	0		\$2,000.00	
Exc Award (06/30/2024)																				
6228	WILSON BOROUGH	04/13/1951	Active		32	4	4	0	0.00%	32	4	0		None		P,S,T,M,VP SC	0			
Current Total Clubs Count	YTD New Clubs Count	YTD Cancelled Clubs Count	YTD Net Club Gain	Current Total Members Count	YTD Add	YTD Drop	YTD Net Growth	YTD Net Growth %	Member Count 12 Months Ago	Average Member Count Per Club	% of Clubs with less than 20 members	% No MMR in 3 Months	% No Officer Report in 12 Months	% of Clubs with balance 90+ days	Number of Clubs in Status Quo	% Status Quo Clubs in Financial Suspension	Number of Cancelled Clubs	Average Cancelled Club Age	Members Lost Due to Cancellation	% of Clubs Cancelled for Non-Financial Reasons
26	0	2	-2	691	63	102	-39	-5.34%	730	27	38%	19%	8%	0%	0	0%	2	44	32	100%

* - P - Priority Club. Cancellation Reasons: 1-Objectives/conduct, 2-Non-active club, 5-Non-existing club, 6-Disbanding, 7-Merger, 8-Financial Suspension, 9-District/Multiple District Dues.

** - Abbreviation: P-President, S-Secretary, T-Treasurer, M-Member Chairperson, VP-First Vice President, MC-Communications Chairperson, SC-Service Chairperson

*** - Abbreviation: N/R - Never reported using the Lions Clubs website, N/A - Not applicable, No password registered for the Lions Clubs website.

**** - Abbreviation: N - New, IP - Immediate Past, R - Repeat.



Club Health Assessment for District 14 L through June 2025

			Status	Membership							Reports				Finance		LCIF
Club Number	Club Name	Charter Date		Current Member Count	YTD Members Added	YTD Members Dropped	YTD Net Growth	YTD Net Growth%	Member Count 12 Months Ago	Avg. length of service for dropped members	Months Since Last MMR ***	Yrs. Since Last Officer Report	President Rotation	Vice President Reported ****	Months Since Last Activity Report ***	Account Balance	Donations for current Fiscal Year
			Number of times on status quo within last two years	If below 15 members appears				If net loss is greater than 20% appears			If no report in 3 months appears in	When more than one year appears in	Number of repeat terms	Notes the officers that do not have an active	If no report at 12 months appears in red		
Clubs less than two years old																	
157707	Wayne Township - Beacon Lodge	04/03/2024	Cancelled(6*)	0	0	21	-21	-100.00%	21	7	1		None	P,S,T,M,VP SC	N/R		
Clubs more than two years old																	
6229	ALLENPORT Exc Award (06/30/2023)	08/05/1954	Active(1)	23	9	5	4	21.05%	19	4	0		2	P,S,T,M,VP SC	15		\$55.00
6230	ALTOONA	06/16/1922	Active	12	0	0	0	0.00%	12		14		12	P,S,T,M,VP SC	9		\$1,000.00
6231	BEDFORD	10/03/1944	Active	34	0	2	-2	-5.56%	36	42	0		2	P,S,T,M,VP SC	7		
142291	Bedford Lioness Exc Award (06/30/2023)	07/21/2020	Active	18	0	3	-3	-14.29%	21	7	2			P,S,T,M,VP SC	N/A		
6232	BELLEVILLE Exc Award (06/30/2023)	01/30/1945	Active	33	1	0	1	3.13%	32		5			P,S,T,M,VP SC	11		
6233	BELLWOOD ANTIS L C	02/24/1931	Status Quo(1)	4	0	2	-2	-33.33%	6	22	5		13	P,S,T,M,VP SC	8	90+ Days	
6234	BLAIRS MILLS	06/11/1952	Active	13	0	2	-2	-13.33%	15	35	0		2	P,S,T,M,VP SC	6		\$100.00
6235	BREEZEWOOD	05/21/1956	Active	10	2	2	0	0.00%	10	20	1		None	P,S,T,M,VP SC	1		
6236	BURNHAM Exc Award (06/30/2019)	11/20/1945	Active	43	6	3	3	7.50%	40	13	0			P,S,T,M,VP SC	2		
6239	CHIEF LOGAN	11/12/1958	Active	23	2	2	0	0.00%	23	37	1		3	P,S,T,M,VP SC	0		
6240	COVE Exc Award (06/30/2017)	05/13/1947	Active	39	6	2	4	11.43%	35	9	2		2	P,S,T,M,VP SC	0		
6241	EVERETT Exc Award (06/30/2023)	08/04/1939	Active	27	0	3	-3	-10.00%	30	19	0		None	P,S,T,M,VP SC	6		\$200.00
37418	FORBES ROAD L C	07/23/1979	Active	49	3	6	-3	-5.77%	52	15	1			P,S,T,M,VP SC	6		\$1,000.00
6242	FORT SHIRLEY Exc Award (06/30/2023)	03/11/1955	Active	13	0	0	0	0.00%	13		0		None	P,S,T,M,VP SC	9		
6245	HOLLIDAYSBURG	03/21/1945	Active	14	0	2	-2	-12.50%	16	34	4		4	P,S,T,M,VP SC	11		\$500.00
6246	HUNTINGDON	12/09/1938	Active	22	0	2	-2	-8.33%	24	21	5		4	P,S,T,M,VP SC	17		\$100.00
6247	HYNDMAN LONDONDERRY	11/15/1945	Active	28	3	1	2	7.69%	26	63	0			P,S,T,M,VP SC	2		\$1,000.00



Club Health Assessment for District 14 L through June 2025

			Status	Membership						Reports					Finance	LCIF	
Club Number	Club Name	Charter Date		Current Member Count	YTD Members Added	YTD Members Dropped	YTD Net Growth	YTD Net Growth%	Member Count 12 Months Ago	Avg. length of service for dropped members	Months Since Last MMR ***	Yrs. Since Last Officer Report	President Rotation	Vice President Reported ****	Months Since Last Activity Report ***	Account Balance	Donations for current Fiscal Year
			Number of times on status quo within last two years	If below 15 members appears				If net loss is greater than 20% appears			If no report in 3 months appears in	When more than one year appears in	Number of repeat terms	Notes the officers that do not have appears in an active	If no report at 12 months red		
6248	JUNIATA VALLEY	02/04/1948	Active	13	0	0	0	0.00%	13		12		None	P,S,T,M,VP SC	17	90+ Days	
6249	LAKEMONT	05/10/1954	Active	26	0	3	-3	-10.34%	33	38	0		None	P,S,T,M,VP SC	16		
6253	MC CONNELLSBURG	10/09/1936	Active(1)	46	0	0	0	0.00%	46		11	1	None	P,S,T,M,VP SC	17		
	Exc Award (06/30/2023)																
6254	MC VEYTOWN	06/15/1945	Active(1)	20	0	1	-1	-4.76%	21	9	5		15	P,S,T,M,VP SC	17		
6238	MILL CREEK	01/20/1950	Active	22	0	1	-1	-4.35%	23	5	3		8	P,S,T,M,VP SC	16		
	Exc Award (06/30/2017)																
6255	MILROY	03/08/1945	Active	29	1	0	1	3.57%	28		1		2	P,S,T,M,VP SC	7		
	Exc Award (06/30/2023)																
6257	NEWRY	01/25/1956	Active	25	1	0	1	4.17%	24		11		2	P,S,T,M,VP SC	17		
	Exc Award (06/30/2023)																
6259	ORBISONIA	03/13/1942	Active	44	4	2	2	4.76%	42	2	0		2	P,S,T,M,VP SC	0	90+ Days	\$100.00
	Exc Award (06/30/2023)																
6263	ROARING SPRING	04/02/1953	Active	20	2	4	-2	-9.09%	22	14	0			P,S,T,M,VP SC	17		
6264	ROBERTSDALE	10/17/1946	Cancelled(8*)	0	0	14	-14	-100.00%	14	25	0	1	None	P,S,T,M,VP SC	17		
	Exc Award (06/30/2023)																
6265	SALTILLO	09/30/1954	Active	11	0	0	0	0.00%	11		15		None	P,S,T,M,VP SC	15		
	Exc Award (06/30/2023)																
6266	SAXTON	04/11/1930	Active	9	0	0	0	0.00%	9		20		10	P,S,T,M,VP SC	17	90+ Days	\$1,520.00
	Exc Award (06/30/2023)																
6267	SHELLSBURG	04/26/1948	Cancelled(6*)	0	0	16	-16	-100.00%	16	16	6	1	None	P,S,T,M,VP SC	17		
6268	SHADE GAP AREA	02/17/1959	Cancelled(6*)	0	0	0	0	0.00%	0		35		None	P,S,T,M,VP SC	17		
6269	STONE CREEK VALLEY	11/28/1951	Active	28	1	3	-2	-6.67%	30	11	0			P,S,T,M,VP SC	7		
	Exc Award (06/30/2017, 06/30/2024)																
6270	THREE SPRINGS	05/24/1954	Active	15	2	5	-3	-16.67%	18	12	0		2	P,S,T,M,VP SC	15		
6271	TROUGH CREEK VALLEY	05/28/1947	Active(1)	14	0	1	-1	-6.67%	15	57	2			P,S,T,M,VP SC	8		
6273	WARFORDSBURG	02/05/1953	Cancelled(6*)	0	0	11	-11	-100.00%	11	21	6	1	None	P,S,T,M,VP SC	17		
6274	WILLIAMSBURG	04/20/1939	Active	16	7	5	2	14.29%	14	6	0			P,S,T,M,VP SC	10		



Club Health Assessment for District 14 L through June 2025

Club NumberClub NameCharter Date			Status		Membership							Reports					Finance		LCIF	
					Current Member Count	YTD Members Added	YTD Members Dropped	YTD Net Growth	YTD Net Growth%	Member Count 12 Months Ago	Avg. length of service for dropped members	Months Since Last MMR ***	Yrs. Since Last Officer Report	President Rotation	Vice President Reported ****	Months Since Last Activity Report ***	Account Balance	Donations for current Fiscal Year		
			Number of times on status quo within last two years	If below 15 members appears			If net loss is greater than 20% appears					If no report in 3 months appears in	When more than one year appears in	Number of repeat terms	Notes the officers that do not have an active	If no report at 12 months appears in red				
Exc Award (06/30/2021, 06/30/2023) 6275 WOODCOCK VALLEY10/25/1949			Active	15	2	2	0	0.00%	15	6	5		2	P,S,T,M,VP SC	17					
Current Total Clubs Count	YTD New Clubs Count	YTD Cancelled Clubs Count	YTD Net Club Gain	Current Total Members Count	YTD Add	YTD Drop	YTD Net Growth	YTD Net Growth %	Member Count 12 Months Ago	Average Member Count Per Club	% of Clubs with less than 20 members	% No MMR in 3 Months	% No Officer Report in 12 Months	% of Clubs with balance 90+ days	Number of Clubs in Status Quo	% Status Quo Clubs in Financial Suspension	Number of Cancelled Clubs	Average Cancelled Club Age	Members Lost Due to Cancellation	% of Clubs Cancelled for Non-Financial Reasons
33	0	5	-5	758	52	126	-74	-8.89%	836	23	42%	39%	3%	6%	1	100%	5	59	62	80%

* - P - Priority Club. Cancellation Reasons: 1-Objectives/conduct, 2-Non-active club, 5-Non-existing club, 6-Disbanding, 7-Merger, 8-Financial Suspension, 9-District/Multiple District Dues.

** - Abbreviation: P-President, S-Secretary, T-Treasurer, M-Member Chairperson, VP-First Vice President, MC-Communications Chairperson, SC-Service Chairperson

*** - Abbreviation: N/R - Never reported using the Lions Clubs website, N/A - Not applicable, No password registered for the Lions Clubs website.

**** - Abbreviation: N - New, IP - Immediate Past, R - Repeat.



Club Health Assessment for District 14 M through June 2025

			Status	Membership							Reports					Finance		LCIF
Club Number	Club Name	Charter Date		Current Member Count	YTD Members Added	YTD Members Dropped	YTD Net Growth	YTD Net Growth%	Member Count 12 Months Ago	Avg. length of service for dropped members	Months Since Last MMR ***	Yrs. Since Last Officer Report	President Rotation	Vice President Reported ****	Months Since Last Activity Report ***	Account Balance	Donations for current Fiscal Year	
			Number of times on status quo within last two years	If below 15 members appears					If net loss is greater than 20% appears			If no report in 3 months appears in	When more than one year appears in	Number of repeat terms	Notes the officers that do not have an active	If no report at 12 months appears in red		
Clubs less than two years old																		
181101	Shade Area	02/28/2025	Active	23	23	0	23	100.00%	0		3			P,S,T,M,VP SC	N/R			
Clubs more than two years old																		
6277	BEALLSVILLE CENTERVILLE RICHEYVILLE Exc Award (06/30/2023)	04/14/1972	Active(1)	32	0	2	-2	-5.88%	34	8	7		6	P,S,T,M,VP SC	8		\$1,000.00	
6278	BENTLEYVILLE	02/11/1953	Active	27	4	1	3	12.50%	24	3	1			P,S,T,M,VP SC	0		\$500.00	
6279	BERLIN	05/24/1939	Active	31	5	10	-5	-13.89%	36	5	7		3	P,S,T,M,VP SC	14		\$50.00	
6280	BOSWELL	03/11/1946	Active	18	1	2	-1	-5.26%	19	2	0		4	P,S,T,M,VP SC	0		\$500.00	
143215	Bullskin Township Lioness	12/29/2020	Active	20	1	5	-4	-16.67%	24	4	4		5	P,S,T,M,VP SC	1		\$50.00	
33653	BULLSKIN TWP	04/26/1977	Active(1)	14	0	6	-6	-30.00%	20	33	4		2	P,S,T,M,VP SC	24			
6282	BURGETTSTOWN	05/16/1935	Active	9	0	2	-2	-18.18%	11	2	6		2	P,S,T,M,VP SC	23			
6285	CARMICHAELS	04/30/1952	Active	29	0	0	0	0.00%	29		12		3	P,S,T,M,VP SC	24+			
6287	CHARLEROI	03/28/1941	Active	10	1	1	0	0.00%	10	3	7		10	P,S,T,M,VP SC	6		\$100.00	
6289	CONFLUENCE	05/29/1939	Active	19	2	4	-2	-9.52%	21	8	0			P,S,T,M,VP SC	18		\$300.00	
6290	CONNELLSVILLE Exc Award (06/30/2021, 06/30/2023)	03/05/1946	Active	50	8	6	2	4.17%	48	3	3			P,S,T,M,VP SC	0		\$2,100.00	
6291	CONNUMACH	12/04/1947	Active	25	5	3	2	8.70%	23	26	1		2	P,S,T,M,VP SC	18			
6292	DAWSON VANDERBILT	07/21/1944	Active	15	0	1	-1	-6.25%	16	36	1			P,S,T,M,VP SC	2			
6295	DUNBAR TOWNSHIP	06/10/1959	Active	21	0	0	0	0.00%	21		3			P,S,T,M,VP SC	24+			
50190	EIGHTY FOUR	02/14/1990	Active(1)	8	0	0	0	0.00%	8		13		9	P,S,T,M,VP SC	21			
43602	FAYETTE CITY WASHINGTON TWP Exc Award (06/30/2023, 06/30/2024)	03/27/1984	Active	46	0	0	0	0.00%	46		12		2	P,S,T,M,VP SC	12		\$100.00	
6284	GREATER CANONSBURG Exc Award (06/30/2018)	03/04/1953	Active	14	0	0	0	0.00%	14		1			P,S,T,M,VP SC	1		\$908.00	
6302	GRINDSTONE Exc Award (06/30/2023)	12/16/1947	Active	45	6	1	5	12.50%	40	5	0			P,S,T,M,VP SC	15		\$200.00	



Club Health Assessment for District 14 M through June 2025

			Status	Membership							Reports					Finance		LCIF
Club Number	Club Name	Charter Date		Current Member Count	YTD Members Added	YTD Members Dropped	YTD Net Growth	YTD Net Growth%	Member Count 12 Months Ago	Avg. length of service for dropped members	Months Since Last MMR ***	Yrs. Since Last Officer Report	President Rotation	Vice President Reported ****	Months Since Last Activity Report ***	Account Balance	Donations for current Fiscal Year	
			Number of times on status quo within last two years	If below 15 members appears				If net loss is greater than 20% appears			If no report in 3 months appears in	When more than one year appears in	Number of repeat terms	Notes the officers that do not have an active	If no report at 12 months red			
6303	HICKORY	04/15/1955	Active	40	2	6	-4	-9.09%	44	19	2			P,S,T,M,VP SC	0		\$800.00	
6304	HOOVERSVILLE	03/09/1953	Active	13	0	0	0	0.00%	13		10		6	P,S,T,M,VP SC	15			
6305	INDIAN CREEK VALLEY	06/28/1948	Active	19	0	1	-1	-5.00%	20	2	1			P,S,T,M,VP SC	1			
134287	Jefferson Morgan Centennial	04/04/2018	Active	32	2	3	-1	-3.03%	33	3	0			P,S,T,M,VP SC	24+			
Exc Award (06/30/2023)																		
6307	MC DONALD	04/11/1959	Active	14	3	1	2	16.67%	12	21	0		5	P,S,T,M,VP SC	9		\$300.00	
6308	MCMURRAY	04/01/1947	Active(1)	21	9	0	9	75.00%	12		3		2	P,S,T,M,VP SC	4			
6309	MEYERSDALE	11/29/1943	Active	37	0	3	-3	-7.50%	40	32	0			P,S,T,M,VP SC	14		\$50.00	
32919	MIDWAY AREA L C	11/04/1976	Active(3)	7	0	0	0	0.00%	6		4		5	P,S,T,M,VP SC	24+			
107221	MONONGAHELA DONORA AREA	01/14/2010	Active	15	0	0	0	0.00%	15		3		None	P,S,T,M,VP SC	12		\$100.00	
36442	MOUNT MORRIS AREA L C	01/22/1979	Active	19	0	6	-6	-24.00%	25	9	0		8	P,S,T,M,VP SC	3			
6314	OLD TRAILS	04/23/1960	Active	7	0	2	-2	-22.22%	9	24	0			P,S,T,M,VP SC	1		\$25.00	
6315	PERRYOPOLIS	10/11/1940	Active(1)	7	0	0	0	0.00%	7		11		11	P,S,T,M,VP SC	24+			
6318	ROSCOE	05/08/1944	Active	19	0	2	-2	-9.52%	21	16	6		2	P,S,T,M,VP SC	24+			
6319	SALISBURY	02/06/1941	Active	21	1	2	-1	-4.55%	22	16	2		3	P,S,T,M,VP SC	1			
6320	SCENERY HILL	10/21/1940	Active	16	0	0	0	0.00%	16		2		2	P,S,T,M,VP SC	13			
6324	SOMERSET	11/01/1929	Active	33	2	3	-1	-2.94%	34	19	0			P,S,T,M,VP SC	0		\$200.00	
6326	STOYSTOWN	12/03/1947	Active	39	3	5	-2	-4.88%	41	15	0			P,S,T,M,VP SC	7			
6327	UNIONTOWN	11/26/1943	Active	52	3	4	-1	-1.89%	53	3	0			P,S,T,M,VP SC	0		\$100.00	
Exc Award (06/30/2018, 06/30/2021, 06/30/2023)																		
6328	WASHINGTON	08/10/1927	Active	22	1	3	-2	-8.33%	24	33	4			P,S,T,M,VP SC	1			
6330	WAYNESBURG	10/22/1940	Active	67	0	1	-1	-1.47%	68	23	0		2	P,S,T,M,VP SC	2		\$1,400.00	
Exc Award (06/30/2021, 06/30/2023, 06/30/2025)																		
6317	WEST GREENE AREA	05/16/1953	Active	17	0	4	-4	-19.05%	21	7	4			P,S,T,M,VP SC	24+			
130586	Windber Area Centennial Lions Club	05/10/2017	Active	18	7	21	-14	-43.75%	32	4	4			P,S,T,M,VP SC	5		\$50.00	
Exc Award (06/30/2021, 06/30/2023, 06/30/2025)																		



Club Health Assessment for District 14 M through June 2025

			Status	Membership							Reports					Finance	LCIF
Club Number	Club Name	Charter Date		Current Member Count	YTD Members Added	YTD Members Dropped	YTD Net Growth	YTD Net Growth%	Member Count 12 Months Ago	Avg. length of service for dropped members	Months Since Last MMR ***	Yrs. Since Last Officer Report	President Rotation	Vice President Reported ****	Months Since Last Activity Report ***	Account Balance	Donations for current Fiscal Year
			Number of times on status quo within last two years	If below 15 members appears				If net loss is greater than 20% appears			If no report in 3 months appears in	When more than one year appears in	Number of repeat terms	Notes the officers that do not have an active	If no report at 12 months appears in red		

Clubs Cancelled Previous Fiscal Year – Clubs Cancelled within last 12 months may be reinstated

Club Number	Club Name	Charter Date	Current Status*	Cancellation Date
6306	LAUREL HILL	11/01/1955	Cancelled(6*)	01/29/2024

Current Total Clubs Count	YTD New Clubs Count	YTD Cancelled Clubs Count	YTD Net Club Gain	Current Total Members Count	YTD Add	YTD Drop	YTD Net Growth	YTD Net Growth %	Member Count 12 Months Ago	Average Member Count Per Club	% of Clubs with less than 20 members	% No MMR in 3 Months	% No Officer Report in 12 Months	% of Clubs with balance 90+ days	Number of Clubs in Status Quo	% Status Quo Clubs in Financial Suspension	Number of Cancelled Clubs	Average Cancelled Club Age	Members Lost Due to Cancellation	% of Clubs Cancelled for Non-Financial Reasons
41	1	0	1	991	89	111	-22	-2.17%	1,012	24	49%	51%	0%	0%	0	0%	0	0	0	0%

* - P - Priority Club. Cancellation Reasons: 1-Objectives/conduct, 2-Non-active club, 5-Non-existing club, 6-Disbanding, 7-Merger, 8-Financial Suspension, 9-District/Multiple District Dues.

** - Abbreviation: P-President, S-Secretary, T-Treasurer, M-Member Chairperson, VP-First Vice President, MC-Communications Chairperson, SC-Service Chairperson

*** - Abbreviation: N/R - Never reported using the Lions Clubs website, N/A - Not applicable, No password registered for the Lions Clubs website.

**** - Abbreviation: N - New, IP - Immediate Past, R - Repeat.



Club Health Assessment for District 14 N through June 2025

			Status	Membership							Reports					Finance		LCIF
Club Number	Club Name	Charter Date		Current Member Count	YTD Members Added	YTD Members Dropped	YTD Net Growth	YTD Net Growth%	Member Count 12 Months Ago	Avg. length of service for dropped members	Months Since Last MMR ***	Yrs. Since Last Officer Report	President Rotation	Vice President Reported ****	Months Since Last Activity Report ***	Account Balance	Donations for current Fiscal Year	
			Number of times on status quo within last two years	If below 15 members appears				If net loss is greater than 20% appears			If no report in 3 months appears in	When more than one year appears in	Number of repeat terms	Notes the officers that do not have an active	If no report at 12 months red			
Clubs more than two years old																		
6332	AMBRIDGE	09/16/1937	Active	13	2	0	2	18.18%	11		5		4	P,S,T,M,VP SC	24+			
	Exc Award (06/30/2017)																	
6333	APOLLO AREA L C	10/24/1949	Active	24	4	2	2	9.09%	22	5	0		2	P,S,T,M,VP SC	4		\$950.00	
	Exc Award (06/30/2023)																	
6334	BADEN	01/21/1947	Active	29	3	2	1	3.57%	28	3	0		3	P,S,T,M,VP SC	4			
129887	Beaver County Central Valley Centennial	02/28/2017	Active(1)	18	0	0	0	0.00%	18		0		9	P,S,T,M,VP SC	23			
6335	BEAVER FALLS	10/20/1922	Active	20	2	5	-3	-13.04%	23	3	0		2	P,S,T,M,VP SC	22		\$1,050.00	
	Exc Award (06/30/2023)																	
6337	BUTLER	06/15/1923	Active	58	5	5	0	0.00%	58	15	0			P,S,T,M,VP SC	0		\$1,100.00	
	Exc Award (06/30/2017, 06/30/2018, 06/30/2023)																	
6339	CHIPPEWA AREA	12/12/1956	Active	32	5	3	2	6.67%	30	32	1			P,S,T,M,VP SC	9		\$350.00	
	Exc Award (06/30/2021)																	
6340	CLARION	04/07/1948	Active	8	0	0	0	0.00%	8		13		17	P,S,T,M,VP SC	24+			
41469	CRANBERRY TWP AREA L C	06/10/1982	Active	43	10	9	1	2.38%	42	14	0			P,S,T,M,VP SC	1		\$1,835.00	
6341	ELDERTON	01/17/1944	Active	26	1	1	0	0.00%	26	21	0			P,S,T,M,VP SC	8		\$250.00	
6342	ELLWOOD CITY	10/17/1940	Active	7	1	6	-5	-41.67%	12	29	0		None	P,S,T,M,VP SC	24		\$1,000.00	
6343	EVANS CITY	04/29/1952	Active	21	1	4	-3	-12.50%	24	3	4		2	P,S,T,M,VP SC	1			
6344	FORD CITY	02/23/1950	Active	83	8	1	7	9.21%	76	1	1		11	P,S,T,M,VP SC	24+		\$2,100.00	
	Exc Award (06/30/2023)																	
6348	HAWTHORN	01/27/1955	Active	27	1	2	-1	-3.57%	28	6	1			P,S,T,M,VP SC	24+		\$500.00	
6350	KITTANNING	11/14/1947	Active(1)	28	0	0	0	0.00%	28		3			P,S,T,M,VP SC	0		\$950.00	
	Exc Award (06/30/2023)																	
6351	KNOX	02/24/1953	Active	42	3	4	-1	-2.33%	43	12	0			P,S,T,M,VP SC	15			
6353	LAUREL	04/02/1959	Active	17	6	0	6	54.55%	11		0		10	P,S,T,M,VP SC	24+		\$50.00	
111075	LAWRENCE COUNTY AREA	05/11/2011	P- Active	0	1	7	-6	-100.00%	6	11	11		None	P,S,T,M,VP SC	24+			
6354	LEECHBURG GILPIN	01/30/1948	Active	17	3	1	2	13.33%	15	8	1		4	P,S,T,M,VP SC	1			



Club Health Assessment for District 14 N through June 2025

			Status	Membership							Reports					Finance	LCIF
Club Number	Club Name	Charter Date		Current Member Count	YTD Members Added	YTD Members Dropped	YTD Net Growth	YTD Net Growth%	Member Count 12 Months Ago	Avg. length of service for dropped members	Months Since Last MMR ***	Yrs. Since Last Officer Report	President Rotation	Vice President Reported ****	Months Since Last Activity Report ***	Account Balance	Donations for current Fiscal Year
			Number of times on status quo within last two years	If below 15 members appears					If net loss is greater than 20% appears			If no report in 3 months appears in	When more than one year repeat appears in	Number of repeat terms	Notes the officers that do not have an active	If no report at 12 months appears in red	
6355	LITTLE BEAVER	03/04/1947	Active	52	2	0	2	4.00%	50		5		2	P,S,T,M,VP SC	1		\$100.00
Exc Award (06/30/2023)																	
131340	Mars Centennial	06/19/2017	Active	6	0	0	0	0.00%	6		13			P,S,T,M,VP SC	24+	90+ Days	
6373	NESHANNOCK	04/29/1955	Active(1)	19	0	0	0	0.00%	19		45			P,S,T,M,VP SC	24+		\$200.00
6360	NEW BEDFORD	12/10/1947	Active(1)	12	12	11	1	9.09%	11	20	1		4	P,S,T,M,VP SC	21		
6361	NEW BETHLEHEM	05/16/1939	Active	33	2	0	2	6.45%	31		1			P,S,T,M,VP SC	4		\$712.70
Exc Award (06/30/2018, 06/30/2023)																	
6362	NEW BRIGHTON	02/05/1947	Active	20	3	4	-1	-4.76%	21	6	1			P,S,T,M,VP SC	0		\$105.00
6363	NEW CASTLE	12/15/1922	Active(1)	1	0	0	0	0.00%	1		12		2	P,S,T,M,VP SC	18		\$100.00
28093	PENN-GLADE	03/04/1974	Active	23	1	0	1	4.55%	22		11		2	P,S,T,M,VP SC	1		
6365	RIMERSBURG	05/31/1946	Active	23	0	0	0	0.00%	23		1			P,S,T,M,VP SC	24+		
6364	RIVERSIDE AREA L C	02/14/1962	Active	29	0	0	0	0.00%	29		1		14	P,S,T,M,VP SC	1		\$750.00
6366	ROCHESTER-BEAVER AREA	04/21/1939	Active	83	7	5	2	2.47%	81	3	1		6	P,S,T,M,VP SC	1		\$500.00
Exc Award (06/30/2017, 06/30/2018, 06/30/2020)																	
6367	RURAL VALLEY	04/04/1939	Active	28	2	2	0	0.00%	28	28	2		3	P,S,T,M,VP SC	6		\$3,550.00
6370	SLIPPERY ROCK	01/24/1963	Active	13	3	5	-2	-13.33%	15	8	0			P,S,T,M,VP SC	0		\$840.00
Exc Award (06/30/2024)																	
6371	UNION TOWNSHIP L C	12/12/1955	Active	20	0	1	-1	-4.76%	21	14	0			P,S,T,M,VP SC	24+		
6372	VOLANT	09/20/1947	Active	17	0	2	-2	-10.53%	19	16	0			P,S,T,M,VP SC	24+		\$150.00
6374	WAMPUM AREA	07/09/1956	Active(1)	17	5	0	5	41.67%	12		3		4	P,S,T,M,VP SC	24+		
6375	WORTHINGTON	02/26/1948	Active	18	0	0	0	0.00%	18		13			P,S,T,M,VP SC	24+		\$50.00
6376	ZELIENOPLE	02/14/1949	Active	2	1	10	-9	-81.82%	11	10	0			P,S,T,M,VP SC	5		\$90.00



Club Health Assessment for District 14 N through June 2025

				Status				Membership						Reports				Finance		LCIF	
Club Number	Club Name	Charter Date																			

* - P - Priority Club. Cancellation Reasons: 1-Objectives/conduct, 2-Non-active club, 5-Non-existing club, 6-Disbanding, 7-Merger, 8-Financial Suspension, 9-District/Multiple District Dues.

** - Abbreviation: P-President, S-Secretary, T-Treasurer, M-Member Chairperson, VP-First Vice President, MC-Communications Chairperson, SC-Service Chairperson

*** - Abbreviation: N/R - Never reported using the Lions Clubs website, N/A - Not applicable, No password registered for the Lions Clubs website.

**** - Abbreviation: N - New, IP - Immediate Past, R - Repeat.



Club Health Assessment for District 14 P through June 2025

			Status	Membership							Reports					Finance	LCIF
Club Number	Club Name	Charter Date		Current Member Count	YTD Members Added	YTD Members Dropped	YTD Net Growth	YTD Net Growth%	Member Count 12 Months Ago	Avg. length of service for dropped members	Months Since Last MMR ***	Yrs. Since Last Officer Report	President Rotation	Vice President Reported ****	Months Since Last Activity Report ***	Account Balance	Donations for current Fiscal Year
			Number of times on status quo within last two years	If below 15 members appears				If net loss is greater than 20% appears			If no report in 3 months appears in	When more than one year appears in	Number of repeat terms	Notes the officers that do not have an active	If no report at 12 months appears in red		
Clubs more than two years old																	
6377	AMITY TOWNSHIP	01/31/1949	Active	39	7	6	1	2.63%	38	7	1			P,S,T,M,VP SC	1		\$200.00
	Exc Award (06/30/2022)																
6379	AVON GROVE	03/07/1950	Active	32	5	5	0	0.00%	32	6	0			P,S,T,M,VP SC	0		\$2,000.00
6380	BALLY	01/11/1971	Active	38	3	2	1	2.70%	37	45	0			P,S,T,M,VP SC	0		
6381	BERN TOWNSHIP	05/31/1960	Active	28	6	6	0	0.00%	28	21	9			P,S,T,M,VP SC	6		
6385	BLANDON	05/07/1956	Active	43	7	2	5	13.16%	38	3	0		5	P,S,T,M,VP SC	0		\$1,050.00
	Exc Award (06/30/2021, 06/30/2023)																
6387	BOYERTOWN	04/03/1939	Active	20	1	0	1	5.26%	19		0			P,S,T,M,VP SC	0		\$1,000.00
6389	COATESVILLE AREA	12/19/1924	Active	15	0	1	-1	-6.25%	16	10	2			P,S,T,M,VP SC	0		\$100.00
	Exc Award (06/30/2018)																
6390	CONRAD WEISER	11/30/1955	Active	73	10	6	4	5.80%	69	21	5			P,S,T,M,VP SC	1		\$375.00
6391	COVENTRY	04/15/1958	Active	38	11	2	9	31.03%	29	31	1			P,S,T,M,VP SC	8		
39680	EAGLE GLENMOORE	04/06/1981	Active	25	1	1	0	0.00%	25	33	1			P,S,T,M,VP SC	0		\$1,550.00
	Exc Award (06/30/2018)																
6396	EXETER TOWNSHIP L C	03/06/1972	Active	31	8	1	7	29.17%	24	37	0		2	P,S,T,M,VP SC	0		\$1,150.00
6398	FLEETWOOD	05/19/1969	Active	9	0	1	-1	-10.00%	10	1	5		7	P,S,T,M,VP SC	3		\$500.00
6401	HAMBURG	12/09/1970	Active	28	2	5	-3	-9.68%	31	16	1		2	P,S,T,M,VP SC	2		\$50.00
6402	HONEY BROOK	03/29/1935	Active	28	3	5	-2	-6.67%	30	14	0			P,S,T,M,VP SC	0		\$3,000.00
	Exc Award (06/30/2024)																
6403	KEMPTON	05/07/1971	Active	23	0	2	-2	-8.00%	25	4	0			P,S,T,M,VP SC	1		\$700.00
6405	KENNETT SQUARE	02/26/1925	Active	34	2	2	0	0.00%	34	20	0		3	P,S,T,M,VP SC	1		\$350.00
6406	KIMBERTON AREA	03/25/1959	Active	11	0	0	0	0.00%	11		29	1	None	P,S,T,M,VP SC	1		
6407	KUTZTOWN	06/22/1939	Active	49	6	4	2	4.26%	47	38	3			P,S,T,M,VP SC	0		\$270.00
6409	LIONVILLE	10/27/1970	Active	8	1	1	0	0.00%	8	3	0			P,S,T,M,VP SC	1		
	Exc Award (06/30/2021)																
6410	LONGSWAMP	02/17/1954	Active	27	5	2	3	12.50%	24	21	0		2	P,S,T,M,VP SC	1		\$1,686.25




Club Health Assessment for District 14 P through June 2025

			Status		Membership							Reports					Finance		LCIF	
Club Number	Club Name	Charter Date			Current Member Count	YTD Members Added	YTD Members Dropped	YTD Net Growth	YTD Net Growth%	Member Count 12 Months Ago	Avg. length of service for dropped members	Months Since Last MMR ***	Yrs. Since Last Officer Report	President Rotation	Vice President Reported ****	Months Since Last Activity Report ***	Account Balance	Donations for current Fiscal Year		
			Number of times on status quo within last two years		If below 15 members appears				If net loss is greater than 20% appears			If no report in 3 months appears in	When more than one year appears in	Number of repeat terms	Notes the officers that do not have an active	If no report at 12 months appears in red				
Exc Award (06/30/2022, 06/30/2024)																				
6412	MOHNTON CUMRU	02/11/1949	Active		27	2	5	-3	-10.00%	30	41	0		2	P,S,T,M,VP SC	0		\$1,000.00		
6414	MUHLENBERG	01/04/1932	Active		32	3	4	-1	-3.03%	33	15	1			P,S,T,M,VP SC	0		\$1,200.00		
Exc Award (06/30/2023)																				
6415	OXFORD	10/16/1939	Active		25	3	2	1	4.17%	24	15	3		2	P,S,T,M,VP SC	1				
6417	PAOLI BERWYN MALVERN	04/10/1941	Active		17	2	3	-1	-5.56%	18	31	0		2	P,S,T,M,VP SC	6		\$250.00		
6416	PARKESBURG	06/29/1934	Active		21	3	1	2	10.53%	19	0	1		3	P,S,T,M,VP SC	0				
Exc Award (06/30/2019, 06/30/2021)																				
6420	REHRERSBURG	01/17/1951	Active		10	0	0	0	0.00%	10		5		2	P,S,T,M,VP SC	8				
6421	SHARTLESVILLE	01/25/1952	Active		17	0	5	-5	-22.73%	22	7	0			P,S,T,M,VP SC	0		\$300.00		
6422	SHILLINGTON	01/20/1944	Active		17	1	4	-3	-15.00%	20	21	0			P,S,T,M,VP SC	1		\$250.00		
Exc Award (06/30/2017, 06/30/2018)																				
30714	SHOEMAKERSVILLE AREA	05/14/1975	Active		17	0	1	-1	-5.56%	18	3	0			P,S,T,M,VP SC	7				
6435	SPRING TOWNSHIP	04/22/1957	Active		15	4	4	0	0.00%	15	7	0		3	P,S,T,M,VP SC	0		\$50.00		
Exc Award (06/30/2017, 06/30/2018)																				
6426	STRAUSSTOWN	05/08/1947	Active		36	1	3	-2	-5.26%	38	26	2		2	P,S,T,M,VP SC	2				
6430	WERNERSVILLE	01/31/1945	Cancelled(6*)		0	0	11	-11	-100.00%	11	24	7		None	P,S,T,M,VP SC	18				
Exc Award (06/30/2021, 06/30/2022)																				
6431	WEST CHESTER	01/21/1925	Active		0	0	23	-23	-100.00%	23	27	0		None	P,S,T,M,VP SC	0		\$1,200.00		
6432	WEST GOSHEN	12/16/1971	Active		30	1	4	-3	-9.09%	33	21	2		3	P,S,T,M,VP SC	2		\$40.00		
Exc Award (06/30/2023)																				
Current Total Clubs Count	YTD New Clubs Count	YTD Cancelled Clubs Count	YTD Net Club Gain	Current Total Members Count	YTD Add	YTD Drop	YTD Net Growth	YTD Net Growth %	Member Count 12 Months Ago	Average Member Count Per Club	% of Clubs with less than 20 members	% No MMR in 3 Months	% No Officer Report in 12 Months	% of Clubs with balance 90+ days	Number of Clubs in Status Quo	% Status Quo Clubs in Financial Suspension	Number of Cancelled Clubs	Average Cancelled Club Age	Members Lost Due to Cancellation	% of Clubs Cancelled for Non-Financial Reasons
33	0	1	-1	863	98	124	-26	-2.92%	889	26	33%	21%	3%	0%	0	0%	1	80	11	100%



Club Health Assessment for District 14 P through June 2025

			Status	Membership							Reports					Finance	LCIF
Club Number	Club Name	Charter Date		Current Member Count	YTD Members Added	YTD Members Dropped	YTD Net Growth	YTD Net Growth%	Member Count 12 Months Ago	Avg. length of service for dropped members	Months Since Last MMR ***	Yrs. Since Last Officer Report	President Rotation	Vice President Reported ****	Months Since Last Activity Report ***	Account Balance	Donations for current Fiscal Year
			Number of times on status quo within last two years	If below 15 members appears				If net loss is greater than 20% appears			If no report in 3 months appears in	When more than one year appears in	Number of repeat terms	Notes the officers that do not have an active	If no report at 12 months appears in red		

* - P - Priority Club. Cancellation Reasons: 1-Objectives/conduct, 2-Non-active club, 5-Non-existing club, 6-Disbanding, 7-Merger, 8-Financial Suspension, 9-District/Multiple District Dues.
** - Abbreviation: P-President, S-Secretary, T-Treasurer, M-Member Chairperson, VP-First Vice President, MC-Communications Chairperson, SC-Service Chairperson
*** - Abbreviation: N/R - Never reported using the Lions Clubs website, N/A - Not applicable, No password registered for the Lions Clubs website.
**** - Abbreviation: N - New, IP - Immediate Past, R - Repeat.



Club Health Assessment for District 14 T through June 2025

			Status	Membership							Reports					Finance		LCIF
Club Number	Club Name	Charter Date		Current Member Count	YTD Members Added	YTD Members Dropped	YTD Net Growth	YTD Net Growth%	Member Count 12 Months Ago	Avg. length of service for dropped members	Months Since Last MMR ***	Yrs. Since Last Officer Report	President Rotation	Vice President Reported ****	Months Since Last Activity Report ***	Account Balance	Donations for current Fiscal Year	
			Number of times on status quo within last two years	If below 15 members appears				If net loss is greater than 20% appears			If no report in 3 months appears in	When more than one year appears in	Number of repeat terms	Notes the officers that do not have appears in an active	If no report at 12 months red			
Clubs more than two years old																		
6490	BLAIN	03/09/1945	Active	19	0	7	-7	-26.92%	26	14	0			P,S,T,M,VP SC	0			
6497	CHAMBERSBURG	06/19/1924	Active	39	18	3	15	62.50%	24	27	0		4	P,S,T,M,VP SC	6			
43859	CHAMBERSBURG EVENING	05/29/1984	Cancelled(6*)	0	2	22	-20	-100.00%	20	19	0		None	P,S,T,M,VP SC	0		\$50.00	
6499	DUNCANNON	02/26/1947	Active	39	2	3	-1	-2.50%	40	13	1			P,S,T,M,VP SC	1			
6500	EAST HANOVER	01/11/1951	Active	18	0	3	-3	-14.29%	21	8	0		None	P,S,T,M,VP SC	24+		\$5,000.00	
6501	FAYETTE	11/08/1951	Active	29	1	2	-1	-3.33%	30	32	4			P,S,T,M,VP SC	15			
108558	Fayetteville Area	06/07/2010	Cancelled(8*)	0	0	15	-15	-100.00%	15	9	1		None	P,S,T,M,VP SC	15	90+ Days		
6502	GREENCASTLE	03/09/1944	Active	24	1	1	0	0.00%	24	4	1		2	P,S,T,M,VP SC	1		\$150.00	
6503	GREENE TOWNSHIP	02/11/1958	Active	23	0	1	-1	-4.17%	24	42	2			P,S,T,M,VP SC	0			
6504	HARRISBURG	03/08/1921	Active	18	0	3	-3	-14.29%	21	30	0		2	P,S,T,M,VP SC	14		\$485.00	
Exc Award (06/30/2019)																		
6507	HERSHEY	09/15/1944	Active	29	0	1	-1	-3.33%	30	3	8			P,S,T,M,VP SC	1		\$2,240.00	
6510	ICKESBURG	01/23/1945	Active	53	0	12	-12	-18.46%	65	10	0			P,S,T,M,VP SC	0			
Exc Award (06/30/2018)																		
6511	LANDISBURG	05/04/1948	Active	60	1	3	-2	-3.23%	62	23	0			P,S,T,M,VP SC	0		\$3,050.00	
Exc Award (06/30/2019)																		
6513	LIVERPOOL	10/10/1938	Active	34	0	0	0	0.00%	34		10			P,S,T,M,VP SC	16			
6514	LOWER PAXTON TOWNSHIP	01/30/1948	Active	43	4	4	0	0.00%	43	32	0			P,S,T,M,VP SC	0		\$1,100.00	
Exc Award (06/30/2023)																		
138731	Lower Paxton Township Lioness	06/21/2019	Active	18	0	2	-2	-10.00%	20	5	3		2	P,S,T,M,VP SC	0		\$10.00	
29096	LOWER SWATARA L C	04/08/1974	Active	51	7	1	6	13.33%	45	37	0		None	P,S,T,M,VP SC	0		\$25.00	
Exc Award (06/30/2023, 06/30/2024)																		
6516	LURGAN TOWNSHIP	03/24/1959	Active	41	6	5	1	2.50%	40	9	0			P,S,T,M,VP SC	0			
6517	MARYSVILLE	07/19/1945	Active	39	11	22	-11	-22.00%	50	26	0		4	P,S,T,M,VP SC	24+			
6518	MERCERSBURG	02/26/1941	Active	40	3	2	1	2.56%	39	27	2		5	P,S,T,M,VP SC	24+		\$1,000.00	



Club Health Assessment for District 14 T through June 2025

			Status		Membership						Reports					Finance		LCIF		
Club Number	Club Name	Charter Date			Current Member Count	YTD Members Added	YTD Members Dropped	YTD Net Growth	YTD Net Growth%	Member Count 12 Months Ago	Avg. length of service for dropped members	Months Since Last MMR ***	Yrs. Since Last Officer Report	President Rotation	Vice President Reported ****	Months Since Last Activity Report ***	Account Balance	Donations for current Fiscal Year		
			Number of times on status quo within last two years		If below 15 members appears				If net loss is greater than 20% appears			If no report in 3 months appears in	When more than one year appears in	Number of repeat terms	Notes the officers that do not have appears in an active	If no report at 12 months red				
6519	MIDDLE PAXTON	05/05/1960	Active		43	0	2	-2	-4.44%	45	10	3		2	P,S,T,M,VP SC	17				
6521	MIFFLINTOWN	05/24/1946	Active		38	3	2	1	2.70%	37	19	2		2	P,S,T,M,VP SC	1				
Exc Award (06/30/2023)																				
6522	MILLERSBURG	04/07/1925	Active		8	0	1	-1	-11.11%	9	69	2		10	P,S,T,M,VP SC	5				
6524	MT PARNELL	01/10/1947	Active		26	0	5	-5	-16.13%	31	36	3			P,S,T,M,VP SC	23		\$1,921.33		
Exc Award (06/30/2016)																				
6525	NEW BLOOMFIELD	10/03/1938	Active		44	3	6	-3	-6.38%	47	8	0			P,S,T,M,VP SC	6		\$3,170.00		
6526	NEWPORT	02/14/1938	Active		21	2	5	-3	-12.50%	24	37	1		3	P,S,T,M,VP SC	24+				
6529	PATH VALLEY	12/09/1943	Active		23	1	0	1	4.55%	22		11		2	P,S,T,M,VP SC	0				
6530	PAXTANG	04/16/1953	Active		48	5	2	3	6.67%	45	6	0			P,S,T,M,VP SC	0		\$1,000.00		
Exc Award (06/30/2016, 06/30/2017)																				
6531	PENBROOK	01/18/1946	Active		15	4	6	-2	-11.76%	17	17	1		2	P,S,T,M,VP SC	0				
6533	PORT ROYAL	05/03/1945	Active		30	0	0	0	0.00%	30		25		2	P,S,T,M,VP SC	24+	90+ Days			
6534	RICHFIELD	05/05/1953	Active		27	2	1	1	3.85%	26	28	3		2	P,S,T,M,VP SC	14		\$200.00		
6535	ROUZERVILLE	02/03/1949	Active		22	3	6	-3	-12.00%	25	18	3		5	P,S,T,M,VP SC	24+				
31656	SHERMANS DALE	02/03/1976	Active		36	3	7	-4	-10.00%	40	9	1			P,S,T,M,VP SC	1				
138766	Susquehanna Township	06/21/2019	Cancelled(8*)		0	0	6	-6	-100.00%	6	6	6		None	P,S,T,M,VP SC	24+	90+ Days			
6542	WAYNESBORO	11/06/1929	Active		26	3	4	-1	-3.70%	27	25	1		2	P,S,T,M,VP SC	0		\$600.00		
Exc Award (06/30/2017, 06/30/2023, 06/30/20)																				
126237	Waynesboro Area Lioness	11/19/2015	Active		15	0	4	-4	-21.05%	19	3	0			P,S,T,M,VP SC	23				
6543	WEST HANOVER	01/22/1951	Active		41	1	0	1	2.50%	40		13		4	P,S,T,M,VP SC	5				
Exc Award (06/30/2022)																				
Current Total Clubs Count	YTD New Clubs Count	YTD Cancelled Clubs Count	YTD Net Club Gain	Current Total Members Count	YTD Add	YTD Drop	YTD Net Growth	YTD Net Growth %	Member Count 12 Months Ago	Average Member Count Per Club	% of Clubs with less than 20 members	% No MMR in 3 Months	% No Officer Report in 12 Months	% of Clubs with balance 90+ days	Number of Clubs in Status Quo	% Status Quo Clubs in Financial Suspension	Number of Cancelled Clubs	Average Cancelled Club Age	Members Lost Due to Cancellation	% of Clubs Cancelled for Non-Financial Reasons
34	0	3	-3	1,080	86	169	-83	-7.14%	1,163	32	21%	32%	0%	3%	0	0%	3	21	43	33%



Club Health Assessment for District 14 T through June 2025

			Status	Membership							Reports					Finance	LCIF
Club Number	Club Name	Charter Date		Current Member Count	YTD Members Added	YTD Members Dropped	YTD Net Growth	YTD Net Growth%	Member Count 12 Months Ago	Avg. length of service for dropped members	Months Since Last MMR ***	Yrs. Since Last Officer Report	President Rotation	Vice President Reported ****	Months Since Last Activity Report ***	Account Balance	Donations for current Fiscal Year
			Number of times on status quo within last two years	If below 15 members appears				If net loss is greater than 20% appears			If no report in 3 months appears in	When more than one year appears in	Number of repeat terms	Notes the officers that do not have an active	If no report at 12 months appears in red		

* - P - Priority Club. Cancellation Reasons: 1-Objectives/conduct, 2-Non-active club, 5-Non-existing club, 6-Disbanding, 7-Merger, 8-Financial Suspension, 9-District/Multiple District Dues.

** - Abbreviation: P-President, S-Secretary, T-Treasurer, M-Member Chairperson, VP-First Vice President, MC-Communications Chairperson, SC-Service Chairperson

*** - Abbreviation: N/R - Never reported using the Lions Clubs website, N/A - Not applicable, No password registered for the Lions Clubs website.

**** - Abbreviation: N - New, IP - Immediate Past, R - Repeat.




Club Health Assessment for District 14 U through June 2025

			Status	Membership						Reports					Finance	LCIF	
Club Number	Club Name	Charter Date		Current Member Count	YTD Members Added	YTD Members Dropped	YTD Net Growth	YTD Net Growth%	Member Count 12 Months Ago	Avg. length of service for dropped members	Months Since Last MMR ***	Yrs. Since Last Officer Report	President Rotation	Vice President Reported ****	Months Since Last Activity Report ***	Account Balance	Donations for current Fiscal Year
			Number of times on status quo within last two years	If below 15 members appears				If net loss is greater than 20% appears			If no report in 3 months appears in	When more than one year appears in	Number of repeat terms	Notes the officers that do not have an active	If no report at 12 months appears in red		
Clubs more than two years old																	
33418	BOWMANSTOWN-PARRYVILL E L C Exc Award (06/30/2023)	03/14/1977	Active	29	2	2	0	0.00%	29	23	0				P,S,T,M,VP SC	0	
105738	BUSHKILL SMITHFIELDS	06/09/2009	Active	14	3	1	2	16.67%	12	1	0				P,S,T,M,VP SC	1	\$20.00
33078	DINGMANS FERRY	12/14/1976	Active	15	0	0	0	0.00%	15		14	1	None		P,S,T,M,VP SC	14	
6220	GREENE DREHER	04/06/1951	Active	17	2	2	0	0.00%	17	11	2		3		P,S,T,M,VP SC	24+	\$500.00
6161	JIM THORPE Exc Award (06/30/2023)	06/25/1948	Active	37	4	3	1	2.78%	36	17	3		2		P,S,T,M,VP SC	1	\$50.00
65338	LEHIGHTON AREA LIONESS Exc Award (06/30/2023)	05/15/2002	Active	32	10	5	5	18.52%	27	13	0				P,S,T,M,VP SC	1	\$1,125.00
45767	LEHIGHTON FRANKLIN TOWNSHIP Exc Award (06/30/2022)	02/19/1986	Active	30	1	2	-1	-3.23%	31	18	1		3		P,S,T,M,VP SC	20	
6185	LITTLE SCHUYLKILL	12/11/1957	Active	17	2	2	0	0.00%	17	2	0		None		P,S,T,M,VP SC	4	
6188	MAHONING TOWNSHIP	11/07/1958	Active	25	0	1	-1	-3.85%	26	45	8		24		P,S,T,M,VP SC	1	\$1,050.00
6191	MC ADOO Exc Award (06/30/2021, 06/30/2023)	07/15/1937	Active	29	0	4	-4	-12.12%	33	3	2		3		P,S,T,M,VP SC	4	\$100.00
6192	MILFORD Exc Award (06/30/2022)	05/15/1952	Active	20	0	1	-1	-4.76%	21	18	0				P,S,T,M,VP SC	1	
6193	MINERSVILLE AREA L C	10/19/1949	Active(1)	29	0	0	0	0.00%	29		12				P,S,T,M,VP SC	24+	
6197	ORWIGSBURG	04/08/1935	Active	63	11	3	8	14.55%	55	32	2				P,S,T,M,VP SC	24+	
6198	PALMERTON	10/18/1954	Active	8	0	5	-5	-38.46%	13	7	4		None		P,S,T,M,VP SC	16	
6199	PINE GROVE Exc Award (06/30/2021, 06/30/2023)	01/10/1947	Active	43	1	1	0	0.00%	43	4	6				P,S,T,M,VP SC	0	\$1,000.00
6201	POCONO Exc Award (06/30/2022)	11/22/1949	Active	90	6	18	-12	-11.76%	102	10	0				P,S,T,M,VP SC	0	\$100.00
6202	PORTER TOWER L C Exc Award (06/30/2021)	12/01/1955	Active	63	7	6	1	1.61%	62	14	0		3		P,S,T,M,VP SC	1	\$1,000.00



Club Health Assessment for District 14 U through June 2025

			Status	Membership							Reports					Finance	LCIF
Club Number	Club Name	Charter Date		Current Member Count	YTD Members Added	YTD Members Dropped	YTD Net Growth	YTD Net Growth%	Member Count 12 Months Ago	Avg. length of service for dropped members	Months Since Last MMR ***	Yrs. Since Last Officer Report	President Rotation	Vice President Reported ****	Months Since Last Activity Report ***	Account Balance	Donations for current Fiscal Year
			Number of times on status quo within last two years	If below 15 members appears				If net loss is greater than 20% appears			If no report in 3 months appears in	When more than one year appears in	Number of repeat terms	Notes the officers that do not have appears in an active	If no report at 12 months red		
6204	POTTSVILLE Exc Award (06/30/2023)	07/17/1923	Active	51	2	5	-3	-5.56%	54	26	6		None	P,S,T,M,VP SC	20		\$500.00
6207	SAINT CLAIR Exc Award (06/30/2023)	02/28/1951	Active	30	6	0	6	25.00%	24		1		None	P,S,T,M,VP SC	15		\$2,000.00
6209	SCHUYLKILL HAVEN	04/12/1935	Active	24	0	0	0	0.00%	24		12	1	None	P,S,T,M,VP SC	18		\$2,500.00
32285	SHOHOLA AREA L C	05/25/1976	Active(1)	17	0	3	-3	-15.00%	20	23	0		None	P,S,T,M,VP SC	15		
6217	STROUDSBURG Exc Award (06/30/2023)	12/22/1924	Active	22	2	9	-7	-24.14%	29	11	0		None	P,S,T,M,VP SC	0		\$30.00
6219	TANNERSVILLE	11/29/1954	Active	42	0	7	-7	-14.29%	49	10	2			P,S,T,M,VP SC	8		
50975	VALLEY VIEW TRI-VALLEY Exc Award (06/30/2018, 06/30/2023)	10/04/1990	Active	21	0	2	-2	-8.70%	23	20	2		3	P,S,T,M,VP SC	1		\$2,050.00
6223	WAYNE TOWNSHIP L C	05/23/1972	Active	17	0	1	-1	-5.56%	18	58	4		4	P,S,T,M,VP SC	1		\$5,456.60
6227	WEST PENN TWSP Exc Award (06/30/2022)	01/05/1948	Active	28	3	2	1	3.70%	27	11	2			P,S,T,M,VP SC	0		\$1,100.00

Clubs Cancelled Previous Fiscal Year – Clubs Cancelled within last 12 months may be reinstated

Club Number	Club Name	Charter Date	Current Status*	Cancellation Date
6218	TAMAQUA	05/25/1937	Cancelled(8*)	06/29/2024
6225	WESTERN POCONOS L C	11/17/1948	Cancelled(6*)	06/29/2024

Current Total Clubs Count	YTD New Clubs Count	YTD Cancelled Clubs Count	YTD Net Club Gain	Current Total Members Count	YTD Add	YTD Drop	YTD Net Growth	YTD Net Growth %	Member Count 12 Months Ago	Average Member Count Per Club	% of Clubs with less than 20 members	% No MMR in 3 Months	% No Officer Report in 12 Months	% of Clubs with balance 90+ days	Number of Clubs in Status Quo	% Status Quo Clubs in Financial Suspension	Number of Cancelled Clubs	Average Cancelled Club Age	Members Lost Due to Cancellation	% of Clubs Cancelled for Non-Financial Reasons
26	0	0	0	813	62	85	-23	-2.75%	836	31	27%	35%	8%	0%	0	0%	0	0	0	0%

* - P - Priority Club. Cancellation Reasons: 1-Objectives/conduct, 2-Non-active club, 5-Non-existing club, 6-Disbanding, 7-Merger, 8-Financial Suspension, 9-District/Multiple District Dues.

** - Abbreviation: P-President, S-Secretary, T-Treasurer, M-Member Chairperson, VP-First Vice President, MC-Communications Chairperson, SC-Service Chairperson

*** - Abbreviation: N/R - Never reported using the Lions Clubs website, N/A - Not applicable, No password registered for the Lions Clubs website.

**** - Abbreviation: N - New, IP - Immediate Past, R - Repeat.



Club Health Assessment for District 14 W through June 2025

			Status	Membership							Reports					Finance		LCIF
Club Number	Club Name	Charter Date		Current Member Count	YTD Members Added	YTD Members Dropped	YTD Net Growth	YTD Net Growth%	Member Count 12 Months Ago	Avg. length of service for dropped members	Months Since Last MMR ***	Yrs. Since Last Officer Report	President Rotation	Vice President Reported ****	Months Since Last Activity Report ***	Account Balance	Donations for current Fiscal Year	
			Number of times on status quo within last two years	If below 15 members appears	If net loss is greater than 20% appears					If no report in 3 months appears in	When more than one year appears in	Number of repeat terms	Notes the officers that do not have appears in an active	If no report at 12 months red				
Clubs more than two years old																		
6047	ASHLEY	01/31/1947	Active(1)	10	3	1	2	25.00%	8	0	0			P,S,T,M,VP SC	24+			
6055	DALLAS	02/20/1950	Active	13	0	3	-3	-18.75%	16	1	5			P,S,T,M,VP SC	12		\$700.00	
6058	DRUMS	04/18/1955	Active	41	6	4	2	5.13%	39	2	0		None	P,S,T,M,VP SC	1		\$500.00	
66292	DRUMS LIONESS	06/25/2002	Active	47	11	0	11	30.56%	36		1			P,S,T,M,VP SC	0		\$335.00	
Exc Award (06/30/2022, 06/30/2023, 06/30/2024)																		
6060	DUPONT	01/17/1949	Active	43	5	5	0	0.00%	43	9	1			P,S,T,M,VP SC	3	90+ Days	\$1,250.00	
Exc Award (06/30/2023)																		
6061	DURYEA	09/19/1950	Active	10	0	0	0	0.00%	10		12			P,S,T,M,VP SC	15			
6063	EXETER	11/28/1951	Active	23	1	2	-1	-4.17%	24	15	1		2	P,S,T,M,VP SC	24+		\$100.00	
31737	FORTY FORT	02/20/1976	Active	60	6	2	4	7.14%	56	8	1		None	P,S,T,M,VP SC	2		\$1,000.00	
Exc Award (06/30/2023)																		
6068	HANOVER TOWNSHIP	06/20/1945	Active	24	3	1	2	9.09%	22	5	0		7	P,S,T,M,VP SC	24+		\$1,000.00	
6070	HARVEYS LAKE	02/03/1950	Active	9	1	1	0	0.00%	9	17	0		3	P,S,T,M,VP SC	17		\$50.00	
6072	HAZLETON	10/22/1923	Active(1)	17	3	1	2	13.33%	15	3	1		2	P,S,T,M,VP SC	0			
Exc Award (06/30/2023)																		
35715	HUGHESTOWN	06/14/1978	Active(1)	13	1	0	1	8.33%	12		2		17	P,S,T,M,VP SC	0			
6075	JENKINS TOWNSHIP	10/06/1958	Active	30	2	0	2	7.14%	28		0		9	P,S,T,M,VP SC	24+			
97178	KINGSTON	05/23/2006	Cancelled(8*)	0	0	10	-10	-100.00%	10	18	0		None	P,S,T,M,VP SC	24+	90+ Days		
36049	LAKE SILKWORTH AREA L C	09/15/1978	Active	18	0	1	-1	-5.26%	19	42	2			P,S,T,M,VP SC	0		\$170.00	
Exc Award (06/30/2023)																		
6087	NANTICOKE	03/11/1935	Active(1)	0	2	9	-7	-100.00%	7	17	0		None	P,S,T,M,VP SC	9			
33015	NEWPORT TOWNSHIP	11/22/1976	Active	19	0	0	0	0.00%	19		8		9	P,S,T,M,VP SC	24+			
31009	PARSONS	06/27/1975	Active	16	0	3	-3	-15.79%	19	14	6			P,S,T,M,VP SC	0			
6092	PLAINS	02/18/1947	Active	43	1	12	-11	-20.37%	54	5	0			P,S,T,M,VP SC	0		\$370.00	
Exc Award (06/30/2016, 06/30/2022)																		



Club Health Assessment for District 14 W through June 2025

			Status	Membership							Reports					Finance	LCIF	
Club Number	Club Name	Charter Date		Current Member Count	YTD Members Added	YTD Members Dropped	YTD Net Growth	YTD Net Growth%	Member Count 12 Months Ago	Avg. length of service for dropped members	Months Since Last MMR ***	Yrs. Since Last Officer Report	President Rotation	Vice President Reported ****	Months Since Last Activity Report ***	Account Balance	Donations for current Fiscal Year	
			Number of times on status quo within last two years	If below 15 members appears				If net loss is greater than 20% appears			If no report in 3 months appears in	When more than one year appears in	Number of repeat terms		Notes the officers that do not have an active	If no report at 12 months appears in red		
64428	PLAINS J L WROBLEWSKI MT LAURE	06/15/2001	Active	24	4	0	4	20.00%	20		0				P,S,T,M,VP SC	0		\$48.00
6103	TWIN BORO	09/27/1951	Active	14	0	2	-2	-12.50%	16	8	5				P,S,T,M,VP SC	24+		\$70.00
6105	TWIN COUNTY	03/15/1954	Active	34	1	1	0	0.00%	34	14	3		None		P,S,T,M,VP SC	1		\$70.00
6107	WEST HAZLETON	03/13/1947	Active	11	0	0	0	0.00%	11		12		13		P,S,T,M,VP SC	4		
6109	WHITE HAVEN	04/18/1938	Active	29	4	1	3	11.54%	26	3	0				P,S,T,M,VP SC	0		
61883	WILKES BARRE	05/11/1999	Active	19	3	0	3	18.75%	16		1				P,S,T,M,VP SC	1		\$475.00
Exc Award (06/30/2021, 06/30/2024)																		

Clubs Cancelled Previous Fiscal Year – Clubs Cancelled within last 12 months may be reinstated

Club Number	Club Name	Charter Date	Current Status*	Cancellation Date
6104	TWIN CITIES	02/25/1947	Cancelled(6*)	12/29/2023

Current Total Clubs Count	YTD New Clubs Count	YTD Cancelled Clubs Count	YTD Net Club Gain	Current Total Members Count	YTD Add	YTD Drop	YTD Net Growth	YTD Net Growth %	Member Count 12 Months Ago	Average Member Count Per Club	% of Clubs with less than 20 members	% No MMR in 3 Months	% No Officer Report in 12 Months	% of Clubs with balance 90+ days	Number of Clubs in Status Quo	% Status Quo Clubs in Financial Suspension	Number of Cancelled Clubs	Average Cancelled Club Age	Members Lost Due to Cancellation	% of Clubs Cancelled for Non-Financial Reasons
24	0	1	-1	567	57	59	-2	-0.35%	569	24	54%	29%	0%	4%	0	0%	1	96	10	0%

* - P - Priority Club. Cancellation Reasons: 1-Objectives/conduct, 2-Non-active club, 5-Non-existing club, 6-Disbanding, 7-Merger, 8-Financial Suspension, 9-District/Multiple District Dues.

** - Abbreviation: P-President, S-Secretary, T-Treasurer, M-Member Chairperson, VP-First Vice President, MC-Communications Chairperson, SC-Service Chairperson

*** - Abbreviation: N/R - Never reported using the Lions Clubs website, N/A - Not applicable, No password registered for the Lions Clubs website.

**** - Abbreviation: N - New, IP - Immediate Past, R - Repeat.




Club Health Assessment for District 24 C through June 2025

			Status	Membership							Reports					Finance		LCIF
Club Number	Club Name	Charter Date		Current Member Count	YTD Members Added	YTD Members Dropped	YTD Net Growth	YTD Net Growth%	Member Count 12 Months Ago	Avg. length of service for dropped members	Months Since Last MMR ***	Yrs. Since Last Officer Report	President Rotation	Vice President Reported ****	Months Since Last Activity Report ***	Account Balance	Donations for current Fiscal Year	
			Number of times on status quo within last two years	If below 15 members appears				If net loss is greater than 20% appears			If no report in 3 months appears in	When more than one year appears in	Number of repeat terms	Notes the officers that do not have an active	If no report at 12 months appears in red			
Clubs more than two years old																		
9360	ABINGDON	03/17/1954	Active	9	2	0	2	28.57%	7		0		4	P,S,T,M,VP SC	0		\$264.05	
9361	APPALACHIA	11/27/1941	Active	35	2	8	-6	-14.63%	41	6	2		6	P,S,T,M,VP SC	2		\$348.55	
41828	BEDFORD	09/07/1982	Active	32	3	5	-2	-5.88%	34	11	0		8	P,S,T,M,VP SC	1		\$1,630.84	
9362	BIG STONE GAP	03/27/1951	Active	13	0	0	0	0.00%	13		24		8	P,S,T,M,VP SC	0		\$130.00	
9322	BLACKSBURG BREAKFAST	10/29/1973	Active	29	2	2	0	0.00%	29	31	0			P,S,T,M,VP SC	0		\$118.78	
9364	BLUEFIELD	10/08/1953	Active	36	8	6	2	5.88%	34	16	1			P,S,T,M,VP SC	3		\$230.10	
9376	BRISTOL GOODSON	05/04/1964	Active	8	0	2	-2	-20.00%	10	3	5		3	P,S,T,M,VP SC	12		\$138.60	
9365	BRISTOL HOST	06/02/1924	Active	22	3	12	-9	-29.03%	31	36	1			P,S,T,M,VP SC	16		\$248.77	
9366	BRISTOL TWIN CITIES	11/02/1959	Active	28	3	1	2	7.69%	26	12	2		2	P,S,T,M,VP SC	1		\$1,874.26	
Exc Award (06/30/2023, 06/30/2024)																		
9324	BUCHANAN	12/10/1953	Active	16	4	2	2	14.29%	14	3	5			P,S,T,M,VP SC	2		\$181.62	
9367	CASTLEWOOD	11/06/1957	Active	16	0	0	0	0.00%	16		12			P,S,T,M,VP SC	1		\$53.92	
9325	CAVE SPRING	05/29/1941	Active	42	5	6	-1	-2.33%	43	16	0		2	P,S,T,M,VP SC	2		\$1,182.42	
Exc Award (06/30/2016)																		
9368	CHILHOWIE	12/15/1947	Active	12	9	1	8	200.00%	4	2	2		2	P,S,T,M,VP SC	1		\$16.15	
9326	CHRISTIANSBURG	01/20/1941	Active	62	3	7	-4	-6.06%	66	7	0			P,S,T,M,VP SC	0		\$1,803.03	
Exc Award (06/30/2023, 06/30/2024)																		
9370	CLINTWOOD	05/14/1968	Active	27	4	1	3	12.50%	24	1	7		2	P,S,T,M,VP SC	6		\$158.51	
137194	Daleville Fincastle	01/24/2019	Active	20	2	4	-2	-9.09%	22	8	0			P,S,T,M,VP SC	1		\$2,041.12	
Exc Award (06/30/2021, 06/30/2024)																		
9329	DUBLIN	08/31/1953	Active	46	2	10	-8	-14.81%	54	15	1			P,S,T,M,VP SC	2		\$3,100.00	
Exc Award (06/30/2019, 06/30/2021)																		
9332	FERRUM	10/29/1946	Active	17	3	2	1	6.25%	16	13	5		6	P,S,T,M,VP SC	3		\$100.00	
9334	FOREST	03/20/1973	Active	20	2	7	-5	-20.00%	25	9	1			P,S,T,M,VP SC	1		\$1,285.25	
Exc Award (06/30/2017, 06/30/2019, 06/30/2020)																		
9335	FORT LEWIS	01/23/1953	Cancelled(6*)	0	0	0	0	0.00%	0		12	1	None	P,S,T,M,VP SC	24+			



Club Health Assessment for District 24 C through June 2025

			Status	Membership							Reports					Finance	LCIF
Club Number	Club Name	Charter Date		Current Member Count	YTD Members Added	YTD Members Dropped	YTD Net Growth	YTD Net Growth%	Member Count 12 Months Ago	Avg. length of service for dropped members	Months Since Last MMR ***	Yrs. Since Last Officer Report	President Rotation	Vice President Reported ****	Months Since Last Activity Report ***	Account Balance	Donations for current Fiscal Year
			Number of times on status quo within last two years	If below 15 members appears				If net loss is greater than 20% appears			If no report in 3 months appears in	When more than one year appears in	Number of repeat terms	Notes the officers that do not have an active	If no report at 12 months appears in red		
9372	FRIES	12/09/1941	Active	17	0	1	-1	-5.56%	18	7	6		22	P,S,T,M,VP SC	0		\$50.17
9373	GALAX	12/13/1938	Active	20	5	2	3	17.65%	17	11	1			P,S,T,M,VP SC	2		\$968.11
126779	Giles Breakfast	03/23/2016	Active	11	2	5	-3	-21.43%	14	13	0		2	P,S,T,M,VP SC	0		\$125.00
64286	HAYSI-CLINCHCO	05/21/2001	Active	13	0	0	0	0.00%	13		25		None	P,S,T,M,VP SC	24+		\$6.90
9379	HILLSVILLE	07/30/1940	Active	28	2	7	-5	-15.15%	33	18	0			P,S,T,M,VP SC	1		\$258.31
9380	HONAKER	01/27/1958	Active	21	0	0	0	0.00%	21		11			P,S,T,M,VP SC	18		\$11.16
9383	JONESVILLE	08/14/1940	Active	20	0	0	0	0.00%	20		0			P,S,T,M,VP SC	0		\$9.54
9385	LEBANON	09/04/1940	Active	16	3	0	3	23.08%	13		0			P,S,T,M,VP SC	0		\$368.11
9386	MARION	09/29/1941	Active	9	1	3	-2	-18.18%	11	34	1		8	P,S,T,M,VP SC	0		\$1,065.30
9337	MARTINSVILLE/HENRY COUNTY Exc Award (06/30/2019)	03/19/1947	Active	20	2	0	2	11.11%	18		0			P,S,T,M,VP SC	0		\$204.37
9338	MT PLEASANT Exc Award (06/30/2023)	06/15/1961	Active	18	2	2	0	0.00%	18	26	1		5	P,S,T,M,VP SC	1		\$600.00
9389	NORTH TAZEWELL	10/21/1957	Active	14	1	0	1	7.69%	13		11			P,S,T,M,VP SC	2		\$89.75
9388	NORTON	02/18/1947	Active	39	6	10	-4	-9.30%	43	8	0			P,S,T,M,VP SC	0		\$175.51
9342	PEARISBURG Exc Award (06/30/2016)	10/03/1932	Active	31	0	0	0	0.00%	31		16		2	P,S,T,M,VP SC	7		\$106.90
9391	PENNINGTON GAP	05/26/1932	Active	15	0	1	-1	-6.25%	16	8	8		5	P,S,T,M,VP SC	12		\$105.38
9392	POCAHONTAS	11/12/1941	Active	11	0	1	-1	-8.33%	12	58	0		9	P,S,T,M,VP SC	2		\$6.02
9393	POUND	09/24/1953	Active	20	0	2	-2	-9.09%	22	3	1		8	P,S,T,M,VP SC	1		\$167.41
9346	RICH CREEK	12/18/1947	Active	19	0	3	-3	-13.64%	22	11	0			P,S,T,M,VP SC	2		\$1,100.00
9394	RICHLANDS	01/29/1947	Active	20	2	2	0	0.00%	20	2	4		5	P,S,T,M,VP SC	5		\$218.47
9349	ROANOKE HOST	03/31/1922	Active	4	0	1	-1	-20.00%	5	58	2		7	P,S,T,M,VP SC	1		\$100.00
33830	ROANOKE VALLEY BREAKFAST Exc Award (06/30/2016, 06/30/2017)	05/06/1977	Active	61	6	1	5	8.93%	56	1	2			P,S,T,M,VP SC	0		\$764.45
9354	ROCKY MOUNT	06/20/1924	Active	16	6	6	0	0.00%	16	8	2		6	P,S,T,M,VP SC	2		\$295.84



Club Health Assessment for District 24 C through June 2025

			Membership								Reports					Finance		LCIF		
Club Number	Club Name	Charter Date		Current Member Count	YTD Members Added	YTD Members Dropped	YTD Net Growth	YTD Net Growth%	Member Count 12 Months Ago	Avg. length of service for dropped members	Months Since Last MMR ***	Yrs. Since Last Officer Report	President Rotation	Vice President Reported *****	Months Since Last Activity Report ***	Account Balance	Donations for current Fiscal Year			
			Number of times on status quo within last two years	If below 15 members appears			If net loss is greater than 20% appears				If no report in 3 months appears in	When more than one year appears in	Number of repeat terms	Notes the officers that do not have an active	If no report at 12 months appears in red					
9396	RURAL RETREAT	09/23/1941	Active	24	0	3	-3	-11.11%	27	8	0			P,S,T,M,VP SC	0		\$568.15			
55940	SALEM HANGING ROCK	06/30/1994	Active	6	0	0	0	0.00%	6		10			P,S,T,M,VP SC	24+		\$3.00			
9355	SALEM HOST	10/11/1935	Active	45	6	2	4	9.76%	41	30	0			P,S,T,M,VP SC	2		\$479.61			
Exc Award (06/30/2019, 06/30/2024)																				
9399	SALTVILLE RICH VALLEY	05/26/1950	Active	30	5	1	4	15.38%	26	1	0			P,S,T,M,VP SC	1		\$742.64			
Exc Award (06/30/2023)																				
41008	SMITH MOUNTAIN LAKE	03/12/1982	Active	43	5	6	-1	-2.27%	44	9	0			P,S,T,M,VP SC	1		\$5,247.19			
9400	TAZEWELL	02/28/1947	Active	21	4	1	3	16.67%	18	60	0		3	P,S,T,M,VP SC	2		\$76.40			
44957	VINTON BREAKFAST	05/06/1985	Active	57	6	6	0	0.00%	57	9	0			P,S,T,M,VP SC	0		\$423.03			
Exc Award (06/30/2023)																				
9403	WISE	09/29/1953	Active	7	0	0	0	0.00%	7		2		8	P,S,T,M,VP SC	6		\$77.58			
9404	WYTHEVILLE	02/28/1941	Active	79	10	10	0	0.00%	79	26	0			P,S,T,M,VP SC	0		\$1,023.57			
Exc Award (06/30/2017, 06/30/2018, 06/30/2020)																				
Current Total Clubs Count	YTD New Clubs Count	YTD Cancelled Clubs Count	YTD Net Club Gain	Current Total Members Count	YTD Add	YTD Drop	YTD Net Growth	YTD Net Growth %	Member Count 12 Months Ago	Average Member Count Per Club	% of Clubs with less than 20 members	% No MMR in 3 Months	% No Officer Report in 12 Months	% of Clubs with balance 90+ days	Number of Clubs in Status Quo	% Status Quo Clubs in Financial Suspension	Number of Cancelled Clubs	Average Cancelled Club Age	Members Lost Due to Cancellation	% of Clubs Cancelled for Non-Financial Reasons
50	0	1	-1	1,245	131	152	-21	-1.66%	1,266	25	42%	28%	0%	0%	0	0%	1	72	0	100%

* - P - Priority Club. Cancellation Reasons: 1-Objectives/conduct, 2-Non-active club, 5-Non-existing club, 6-Disbanding, 7-Merger, 8-Financial Suspension, 9-District/Multiple District Dues.

** - Abbreviation: P-President, S-Secretary, T-Treasurer, M-Member Chairperson, VP-First Vice President, MC-Communications Chairperson, SC-Service Chairperson

*** - Abbreviation: N/R - Never reported using the Lions Clubs website, N/A - Not applicable, No password registered for the Lions Clubs website.

**** - Abbreviation: N - New, IP - Immediate Past, R - Repeat.



Club Health Assessment for District 24 I through June 2025

			Status	Membership							Reports					Finance		LCIF
Club Number	Club Name	Charter Date		Current Member Count	YTD Members Added	YTD Members Dropped	YTD Net Growth	YTD Net Growth%	Member Count 12 Months Ago	Avg. length of service for dropped members	Months Since Last MMR ***	Yrs. Since Last Officer Report	President Rotation	Vice President Reported ****	Months Since Last Activity Report ***	Account Balance	Donations for current Fiscal Year	
			Number of times on status quo within last two years	If below 15 members appears					If net loss is greater than 20% appears			If no report in 3 months appears in	When more than one year appears in	Number of repeat terms	Notes the officers that do not have an active	If no report at 12 months appears in red		
Clubs less than two years old																		
156950	SEVA Peninsula Asian-American	01/16/2024	Active	33	11	8	3	10.00%	30	1	0		2	P,S,T,M,VP SC	0		\$156.91	
Clubs more than two years old																		
9174	AMELIA	11/14/1955	Active(1)	15	1	0	1	7.14%	14		0			P,S,T,M,VP SC	1		\$99.12	
9210	AMHERST COUNTY	03/26/1956	Active	15	2	2	0	0.00%	15	43	0			P,S,T,M,VP SC	0		\$1,094.58	
9176	APPOMATTOX	08/23/1939	Active	9	1	1	0	0.00%	9	12	0		6	P,S,T,M,VP SC	9			
9179	BLACKSTONE	10/27/1952	Active	5	0	1	-1	-16.67%	6	12	1		15	P,S,T,M,VP SC	6		\$110.00	
9216	BON AIR-MANCHESTER-MIDLOTHIAN	03/02/1934	Active	27	1	3	-2	-6.90%	29	22	2			P,S,T,M,VP SC	6		\$616.14	
9268	BOYKINS	02/14/1947	Active(1)	6	0	0	0	0.00%	6		12	1	None	P,S,T,M,VP SC	6			
35724	BRANDERMILL & MIDLOTHIAN (WOODLAKE)	06/12/1978	Active	26	0	7	-7	-21.21%	33	13	0			P,S,T,M,VP SC	2		\$70.00	
9183	BROOKVILLE TIMBERLAKE	04/17/1956	Active	14	0	0	0	0.00%	14		0		5	P,S,T,M,VP SC	6		\$407.13	
9184	BUCKINGHAM COUNTY	09/16/1954	Cancelled(6*)	0	0	16	-16	-100.00%	16	24	1		None	P,S,T,M,VP SC	14			
9269	CAPE CHARLES	05/31/1934	Active	19	0	0	0	0.00%	19		10			P,S,T,M,VP SC	0		\$1,100.39	
Exc Award (06/30/2016, 06/30/2017, 06/30/2018)																		
9270	CENTRAL SHORE	02/06/1959	Active	10	0	0	0	0.00%	10		2		3	P,S,T,M,VP SC	5			
9185	CHARLOTTE L C	03/16/1972	Active	13	0	4	-4	-23.53%	17	11	1			P,S,T,M,VP SC	0		\$640.65	
Exc Award (06/30/2023)																		
9186	CHASE CITY	02/18/1942	Active	11	0	0	0	0.00%	11		3			P,S,T,M,VP SC	1		\$149.95	
9278	CHESAPEAKE GREAT BRIDGE	01/24/1957	Active	13	1	3	-2	-13.33%	15	25	0			P,S,T,M,VP SC	5		\$50.39	
9306	CHESAPEAKE HOST	12/08/1947	Active	15	6	3	3	25.00%	12	22	4			P,S,T,M,VP SC	0			
Exc Award (06/30/2016, 06/30/2018)																		
9307	CHESAPEAKE SOUTHSIDE	01/23/1948	Active	38	11	14	-3	-7.32%	41	17	2			P,S,T,M,VP SC	1		\$176.82	
Exc Award (06/30/2016, 06/30/2022, 06/30/2023)																		
53154	CHESAPEAKE WESTERN BRANCH	05/27/1992	Active	9	0	0	0	0.00%	9		13		6	P,S,T,M,VP SC	11			
9188	CHESTER	01/16/1939	Active	17	0	0	0	0.00%	17		11		7	P,S,T,M,VP SC	5			




Club Health Assessment for District 24 I through June 2025

			Status	Membership							Reports					Finance	LCIF
Club Number	Club Name	Charter Date		Current Member Count	YTD Members Added	YTD Members Dropped	YTD Net Growth	YTD Net Growth%	Member Count 12 Months Ago	Avg. length of service for dropped members	Months Since Last MMR ***	Yrs. Since Last Officer Report	President Rotation	Vice President Reported ****	Months Since Last Activity Report ***	Account Balance	Donations for current Fiscal Year
			Number of times on status quo within last two years	If below 15 members appears				If net loss is greater than 20% appears			If no report in 3 months appears in	When more than one year appears in	Number of repeat terms	Notes the officers that do not have an active	If no report at 12 months red		
Exc Award (06/30/2018)																	
63912	CHESTERFIELD PREV BLINDNES MNG	01/17/2001	Active	17	5	1	4	30.77%	13	23	2			P,S,T,M,VP SC	5		\$134.78
Exc Award (06/30/2017)																	
9271	CHURCHLAND L C	05/09/1966	Active	14	0	0	0	0.00%	14		12			P,S,T,M,VP SC	5		
9189	CLARKSVILLE	02/10/1941	Active	28	0	2	-2	-6.67%	30	2	0			P,S,T,M,VP SC	1		\$185.82
Exc Award (06/30/2022, 06/30/2023)																	
9191	COLONIAL HEIGHTS	07/22/1947	Cancelled(6*)	0	0	21	-21	-100.00%	21	23	14		None	P,S,T,M,VP SC	24+		
9273	CRADOCK	07/08/1947	Active	16	5	5	0	0.00%	16	17	0		2	P,S,T,M,VP SC	0		\$169.78
9192	CREWE BURKEVILLE	06/05/1968	Active	5	4	3	1	25.00%	4	55	2			P,S,T,M,VP SC	N/R		
9193	DANVILLE HOST	05/19/1922	Active	18	2	2	0	0.00%	18	17	4		None	P,S,T,M,VP SC	4		\$60.23
9195	DANVILLE MORNING	03/08/1973	Active	6	0	2	-2	-25.00%	8	24	5			P,S,T,M,VP SC	N/R		
59969	DINWIDDIE	09/24/1997	Active	9	0	1	-1	-10.00%	10	29	3		2	P,S,T,M,VP SC	4		\$155.34
110484	EASTERN VIRGINIA MEDICAL SCHOOL	03/01/2011	Active	20	1	0	1	5.26%	19		3			P,S,T,M,VP SC	15	90+ Days	
9197	FARMVILLE	06/15/1923	Active	42	2	17	-15	-26.32%	57	4	1			P,S,T,M,VP SC	3		\$5,303.18
Exc Award (06/30/2022)																	
9276	FRANKLIN	11/24/1933	Active	12	2	6	-4	-25.00%	16	6	4			P,S,T,M,VP SC	5		
Exc Award (06/30/2018)																	
9277	GLOUCESTER	11/21/1947	Cancelled(8*)	0	0	11	-11	-100.00%	11	16	0	1	None	P,S,T,M,VP SC	24+	90+ Days	
9198	GRETNA	09/21/1953	Active	13	0	0	0	0.00%	13		5			P,S,T,M,VP SC	6		\$500.00
9281	HAMPTON MERCURY	03/16/1965	Active	31	16	0	16	106.67%	15		0		None	P,S,T,M,VP SC	1		\$1,287.47
9280	HAMPTON PHOEBUS	02/26/1947	Active	0	0	18	-18	-100.00%	18	27	0		None	P,S,T,M,VP SC	6		\$75.00
9201	HOPEWELL PRINCE GEORGE INC	01/02/1934	Active	10	0	0	0	0.00%	10		5		7	P,S,T,M,VP SC	7		
60355	JAMES CITY	02/10/1998	Active	71	3	11	-8	-10.13%	79	8	0			P,S,T,M,VP SC	0		\$1,210.82
Exc Award (06/30/2016, 06/30/2017, 06/30/2020)																	
9204	KENBRIDGE-VICTORIA L C	08/13/1953	Active(1)	12	0	0	0	0.00%	12		16		6	P,S,T,M,VP SC	11		\$500.00
9285	LANCASTER COUNTY	09/23/1947	Active	28	0	3	-3	-9.68%	31	7	0			P,S,T,M,VP SC	1		\$1,849.95



Club Health Assessment for District 24 I through June 2025

			Status	Membership							Reports					Finance		LCIF
Club Number	Club Name	Charter Date		Current Member Count	YTD Members Added	YTD Members Dropped	YTD Net Growth	YTD Net Growth%	Member Count 12 Months Ago	Avg. length of service for dropped members	Months Since Last MMR ***	Yrs. Since Last Officer Report	President Rotation	Vice President Reported ****	Months Since Last Activity Report ***	Account Balance	Donations for current Fiscal Year	
			Number of times on status quo within last two years	If below 15 members appears				If net loss is greater than 20% appears			If no report in 3 months appears in	When more than one year appears in	Number of repeat terms	Notes the officers that do not have an active	If no report at 12 months appears in red			
Exc Award (06/30/2017, 06/30/2018)																		
9206	LAWRENCEVILLE	03/22/1927	Active	21	2	6	-4	-16.00%	25	6	4		7	P,S,T,M,VP SC	22			
105359	LYNCHBURG 7 HILLS	04/23/2009	Active	12	0	0	0	0.00%	12		11		6	P,S,T,M,VP SC	0			
9287	MATHEWS	12/13/1954	Active	23	1	3	-2	-8.00%	25	14	5		None	P,S,T,M,VP SC	8		\$56.73	
29454	MECHANICSVILLE	06/11/1974	Active	14	1	1	0	0.00%	14	45	2		2	P,S,T,M,VP SC	3		\$4,105.87	
9288	MIDDLESEX COUNTY	02/27/1962	Active	19	5	2	3	18.75%	16	22	4		5	P,S,T,M,VP SC	8		\$180.78	
40743	NEW KENT COUNTY	01/22/1982	Active	37	3	3	0	0.00%	37	17	2			P,S,T,M,VP SC	0		\$670.00	
Exc Award (06/30/2017, 06/30/2018, 06/30/20)																		
9289	NEWPORT NEWS DENBIGH	04/23/1959	Active	24	2	1	1	4.35%	23	5	3			P,S,T,M,VP SC	5		\$195.82	
Exc Award (06/30/2017)																		
9290	NEWPORT NEWS HOST	01/06/1933	Active	14	1	3	-2	-12.50%	16	8	0		3	P,S,T,M,VP SC	0		\$37.08	
Exc Award (06/30/2017, 06/30/2023)																		
9314	NEWPORT NEWS WARWICK	05/26/1949	Cancelled(6*)	0	0	7	-7	-100.00%	7	38	0		None	P,S,T,M,VP SC	1			
9291	NORFOLK HOST	02/09/1922	Active	24	0	3	-3	-11.11%	27	16	9		7	P,S,T,M,VP SC	2		\$145.85	
Exc Award (06/30/2017)																		
9286	NORFOLK LITTLE CREEK	05/04/1956	Active	15	2	0	2	15.38%	13		1		8	P,S,T,M,VP SC	0		\$150.00	
Exc Award (06/30/2018)																		
105764	NORFOLK MIDDLE TOWN	06/12/2009	Active(1)	10	0	0	0	0.00%	10		11		8	P,S,T,M,VP SC	24+		\$106.50	
9297	NORFOLK NORVIEW	02/06/1947	Active	8	0	0	0	0.00%	8		2		8	P,S,T,M,VP SC	0		\$50.00	
9293	NORFOLK OCEAN VIEW	10/02/1933	Active	18	0	1	-1	-5.26%	19	2	0			P,S,T,M,VP SC	1		\$1,150.00	
Exc Award (06/30/2017, 06/30/2024)																		
9294	NORFOLK WARDS CORNER	02/14/1947	Active	10	0	0	0	0.00%	10		11		8	P,S,T,M,VP SC	6			
9282	NORTHAMPTON COMMUNITY	12/13/1960	Active(2)	3	0	0	0	0.00%	3		0		2	P,S,T,M,VP SC	2			
9296	NORTHUMBERLAND COUNTY	03/16/1953	Active	19	2	0	2	11.76%	17		1			P,S,T,M,VP SC	0		\$192.21	
Exc Award (06/30/2016)																		
9303	POQUOSON	02/18/1948	Active	37	2	4	-2	-5.13%	39	29	1			P,S,T,M,VP SC	5		\$1,414.05	
Exc Award (06/30/2019, 06/30/2023)																		




Club Health Assessment for District 24 I through June 2025

			Status	Membership							Reports					Finance	LCIF	
Club Number	Club Name	Charter Date		Current Member Count	YTD Members Added	YTD Members Dropped	YTD Net Growth	YTD Net Growth%	Member Count 12 Months Ago	Avg. length of service for dropped members	Months Since Last MMR ***	Yrs. Since Last Officer Report	President Rotation	Vice President Reported ****	Months Since Last Activity Report ***	Account Balance	Donations for current Fiscal Year	
			Number of times on status quo within last two years	If below 15 members appears				If net loss is greater than 20% appears			If no report in 3 months appears in	When more than one year appears in	Number of repeat terms		Notes the officers that do not have an active	If no report at 12 months appears in red		
9304	PORTSMOUTH HOST	12/05/1932	Active	18	1	0	1	5.88%	17		0				P,S,T,M,VP SC	0		\$2,710.00
31793	POWHATAN	03/02/1976	Active	68	7	8	-1	-1.45%	69	9	0				P,S,T,M,VP SC	0		\$1,262.60
41884	RICHMOND BATTLEFIELD PARK	10/11/1982	Active	12	0	1	-1	-7.69%	13	50	7		8		P,S,T,M,VP SC	6		
9203	RICHMOND JAMES RIVER	11/10/1953	Active	18	2	3	-1	-5.26%	19	11	2				P,S,T,M,VP SC	3		
9219	RUSTBURG	06/26/1947	Active	18	0	0	0	0.00%	18		12		3		P,S,T,M,VP SC	7		
33309	SMITHFIELD	02/07/1977	Active	30	1	8	-7	-18.92%	37	5	1				P,S,T,M,VP SC	0		\$17.49
Exc Award (06/30/2016, 06/30/2018)																		
9220	SOUTH BOSTON	01/17/1927	Active(3)	7	0	0	0	0.00%	7		6		2		P,S,T,M,VP SC	24+		\$10.00
9221	SOUTH HILL	03/07/1935	Active	28	0	1	-1	-3.45%	29	37	0				P,S,T,M,VP SC	2		\$554.11
134715	Southeastern Virginia Filipino - American	05/18/2018	Active	50	11	17	-6	-10.71%	56	3	0		None		P,S,T,M,VP SC	1		\$227.56
9308	SUFFOLK	07/18/1923	Active	17	1	0	1	6.25%	16		0		4		P,S,T,M,VP SC	1		\$327.05
65432	SURRY COUNTY	05/15/2002	Active	17	1	0	1	6.25%	16		10				P,S,T,M,VP SC	16		
133008	Sussex County	11/16/2017	Active(1)	22	0	0	0	0.00%	22		12		2		P,S,T,M,VP SC	3		
Exc Award (06/30/2022, 06/30/2023)																		
9309	TAPPAHANNOCK	01/29/1942	Active	24	2	2	0	0.00%	24	8	4		2		P,S,T,M,VP SC	11		\$1,159.20
Exc Award (06/30/2016)																		
9223	VARINA	12/03/1957	Active	19	1	1	0	0.00%	19	19	6		2		P,S,T,M,VP SC	2		\$2,132.89
9266	VIRGINIA BEACH ARAGONA WOODSTOCK	03/08/1960	Active	14	0	0	0	0.00%	14		2		3		P,S,T,M,VP SC	6		\$583.95
Exc Award (06/30/2016)																		
9267	VIRGINIA BEACH BAYSIDE	10/04/1951	Active	14	0	2	-2	-12.50%	16	32	0				P,S,T,M,VP SC	8		
90228	VIRGINIA BEACH CENTRAL	11/28/2005	Active(1)	7	0	4	-4	-36.36%	11	11	0		5		P,S,T,M,VP SC	7		\$60.00
9310	VIRGINIA BEACH HOST	08/24/1933	Active	14	0	1	-1	-6.67%	15	33	8		3		P,S,T,M,VP SC	8		\$147.79
9284	VIRGINIA BEACH KEMPSVILLE	03/09/1953	Active	24	0	2	-2	-7.69%	26	19	2				P,S,T,M,VP SC	5		\$500.00
Exc Award (06/30/2016)																		
41781	VIRGINIA BEACH PRINCESS ANNE OCEANSIDE	08/03/1982	Active	19	1	1	0	0.00%	19	6	1		2		P,S,T,M,VP SC	0		\$911.22



Club Health Assessment for District 24 I through June 2025

			Status	Membership							Reports				Finance	LCIF	
Club Number	Club Name	Charter Date		Current Member Count	YTD Members Added	YTD Members Dropped	YTD Net Growth	YTD Net Growth%	Member Count 12 Months Ago	Avg. length of service for dropped members	Months Since Last MMR ***	Yrs. Since Last Officer Report	President Rotation	Vice President Reported ****	Months Since Last Activity Report ***	Account Balance	Donations for current Fiscal Year
			Number of times on status quo within last two years	If below 15 members appears				If net loss is greater than 20% appears			If no report in 3 months appears in	When more than one year appears in	Number of repeat terms	Notes the officers that do not have an active	If no report at 12 months appears in red		
9313	VIRGINIA BEACH THALIA	04/20/1966	Active	36	6	6	0	0.00%	36	14	0			P,S,T,M,VP SC	0		\$4,584.23
	Exc Award (06/30/2017, 06/30/2018, 06/30/20																
65469	VIRGINIA BEACH TOWN CENTER-BLIND	06/11/2002	Active	46	3	6	-3	-6.12%	49	5	2			P,S,T,M,VP SC	1		\$1,081.98
	Exc Award (06/30/2018, 06/30/2024)																
9316	WILLIAMSBURG HOST	04/24/1934	Active	28	0	12	-12	-30.00%	40	21	0			P,S,T,M,VP SC	1		\$335.57
	Exc Award (06/30/2019, 06/30/2022)																
36564	WINDSOR	02/15/1979	Active	18	0	4	-4	-18.18%	22	10	1		3	P,S,T,M,VP SC	7		\$592.91
	Exc Award (06/30/2016, 06/30/2017, 06/30/20																
9317	YORK	03/06/1953	Active	26	1	4	-3	-10.34%	29	29	0		5	P,S,T,M,VP SC	9		\$121.95

Clubs Cancelled Previous Fiscal Year – Clubs Cancelled within last 12 months may be reinstated

Club Number	Club Name	Charter Date	Current Status*	Cancellation Date
9182	BROOKNEAL	03/26/1948	Cancelled(6*)	10/29/2023
9301	ONANCOCK	10/10/1939	Cancelled(6*)	06/29/2024
9218	RICHMOND WEST BREAKFAST	03/24/1972	Cancelled(6*)	06/29/2024
9312	VIRGINIA BEACH PRIN ANN	12/16/1964	Cancelled(7*)	09/29/2023

Current Total Clubs Count	YTD New Clubs Count	YTD Cancelled Clubs Count	YTD Net Club Gain	Current Total Members Count	YTD Add	YTD Drop	YTD Net Growth	YTD Net Growth %	Member Count 12 Months Ago	Average Member Count Per Club	% of Clubs with less than 20 members	% No MMR in 3 Months	% No Officer Report in 12 Months	% of Clubs with balance 90+ days	Number of Clubs in Status Quo	% Status Quo Clubs in Financial Suspension	Number of Cancelled Clubs	Average Cancelled Club Age	Members Lost Due to Cancellation	% of Clubs Cancelled for Non-Financial Reasons
78	0	4	-4	1,549	133	282	-149	-8.78%	1,698	20	65%	40%	1%	1%	0	0%	4	143	55	75%

* - P - Priority Club. Cancellation Reasons: 1-Objectives/conduct, 2-Non-active club, 5-Non-existing club, 6-Disbanding, 7-Merger, 8-Financial Suspension, 9-District/Multiple District Dues.

** - Abbreviation: P-President, S-Secretary, T-Treasurer, M-Member Chairperson, VP-First Vice President, MC-Communications Chairperson, SC-Service Chairperson

*** - Abbreviation: N/R - Never reported using the Lions Clubs website, N/A - Not applicable, No password registered for the Lions Clubs website.

**** - Abbreviation: N - New, IP - Immediate Past, R - Repeat.



Club Health Assessment for District 24 L through June 2025

			Status	Membership							Reports					Finance		LCIF
Club Number	Club Name	Charter Date		Current Member Count	YTD Members Added	YTD Members Dropped	YTD Net Growth	YTD Net Growth%	Member Count 12 Months Ago	Avg. length of service for dropped members	Months Since Last MMR ***	Yrs. Since Last Officer Report	President Rotation	Vice President Reported ****	Months Since Last Activity Report ***	Account Balance	Donations for current Fiscal Year	
			Number of times on status quo within last two years	If below 15 members appears				If net loss is greater than 20% appears			If no report in 3 months appears in	When more than one year appears in	Number of repeat terms	Notes the officers that do not have an active	If no report at 12 months appears in red			
Clubs less than two years old																		
181709	McLean FilAm	05/13/2025	Newly Chartered	24	24	0	24	100.00%	0		0			P,S,T,M,VP SC	N/R			
Clubs more than two years old																		
61920	ALEXANDRIA ASIAN-AMERICAN Exc Award (06/30/2017, 06/30/2018, 06/30/20	05/17/1999	Active	70	6	11	-5	-6.67%	75	4	0		3	P,S,T,M,VP SC	1			
9104	ALEXANDRIA HOST	03/06/1933	Active	21	0	2	-2	-8.70%	24	24	2			P,S,T,M,VP SC	3			
9106	ALEXANDRIA LINCOLNIA Exc Award (06/30/2018)	03/31/1964	Active	6	0	2	-2	-25.00%	8	33	11		5	P,S,T,M,VP SC	2			
53035	AQUIA EVENING Exc Award (06/30/2019, 06/30/2020)	05/05/1992	Active	46	4	12	-8	-14.81%	54	12	1		2	P,S,T,M,VP SC	0		\$583.51	
38435	AQUIA HARBOUR HOST L C Exc Award (06/30/2017, 06/30/2018, 06/30/20	05/01/1980	Active	60	9	7	2	3.45%	58	21	1		None	P,S,T,M,VP SC	0		\$2,954.68	
9110	ARCOLA	10/17/1952	Active	3	0	0	0	0.00%	3		13		3	P,S,T,M,VP SC	24+		\$25,000.00	
9113	ARLINGTON NORTHWEST ARLINGTON	05/26/1953	Active	14	0	0	0	0.00%	14		0		14	P,S,T,M,VP SC	24+			
9115	ARLINGTON SOUTH ARLINGTON	05/22/1946	Cancelled(2*)	0	0	4	-4	-100.00%	4	6	1		None	P,S,T,M,VP SC	23			
29102	AUGUSTA	04/22/1974	Active	25	1	7	-6	-19.35%	31	32	0		4	P,S,T,M,VP SC	0	90+ Days	\$200.00	
9116	BAILEYS CROSSROADS HOST Exc Award (06/30/2016, 06/30/2017, 06/30/20	02/24/1954	Active	46	5	2	3	6.98%	43	16	1		2	P,S,T,M,VP SC	0		\$1,534.01	
42394	BASYE BRYCE MOUNTAIN Exc Award (06/30/2018, 06/30/2019)	03/22/1983	Active	71	3	8	-5	-6.58%	76	11	0		2	P,S,T,M,VP SC	0		\$511.96	
9226	BROADWAY Exc Award (06/30/2018, 06/30/2022, 06/30/20	04/16/1954	Active	50	6	0	6	13.64%	44		2			P,S,T,M,VP SC	0		\$13,525.00	
9120	BURKE Exc Award (06/30/2021)	04/04/1967	Active	15	0	2	-2	-11.76%	17	12	1		2	P,S,T,M,VP SC	1		\$149.25	
35163	CHANCELLOR L C Exc Award (06/30/2018)	03/16/1978	Active(1)	18	1	0	1	5.88%	17		0			P,S,T,M,VP SC	0			



Club Health Assessment for District 24 L through June 2025

			Status	Membership							Reports					Finance		LCIF
Club Number	Club Name	Charter Date		Current Member Count	YTD Members Added	YTD Members Dropped	YTD Net Growth	YTD Net Growth%	Member Count 12 Months Ago	Avg. length of service for dropped members	Months Since Last MMR ***	Yrs. Since Last Officer Report	President Rotation	Vice President Reported ****	Months Since Last Activity Report ***	Account Balance	Donations for current Fiscal Year	
			Number of times on status quo within last two years	If below 15 members appears				If net loss is greater than 20% appears			If no report in 3 months appears in	When more than one year appears in	Number of repeat terms	Notes the officers that do not have an active	If no report at 12 months red			
9228	CHARLOTTESVILLE HOST	11/15/1934	Active(1)	22	1	1	0	0.00%	22	1	0			P,S,T,M,VP SC	0			
68812	CHARLOTTESVILLE LIONESS	05/12/2003	Active	16	4	1	3	23.08%	13	0	0			P,S,T,M,VP SC	1		\$69.42	
Exc Award (06/30/2023)																		
46282	CHURCHVILLE	06/23/1986	Active(1)	4	4	0	4	100.00%	0		7		6	P,S,T,M,VP SC	2			
9230	CLARKE COUNTY	02/06/1941	Active	45	1	5	-4	-8.16%	49	17	1			P,S,T,M,VP SC	1		\$1,000.00	
9123	CLIFTON	01/13/1969	Active	50	4	0	4	8.70%	46		2			P,S,T,M,VP SC	1		\$7,167.02	
Exc Award (06/30/2023)																		
9231	CLIFTON FORGE	04/19/1935	Active	11	0	0	0	0.00%	11		3		15	P,S,T,M,VP SC	24+			
9233	CRAIGSVILLE	01/11/1940	Active	5	0	1	-1	-16.67%	6	29	0		8	P,S,T,M,VP SC	24+			
9234	CROZET	10/28/1938	Active	29	3	0	3	11.54%	26		0			P,S,T,M,VP SC	0		\$763.08	
Exc Award (06/30/2023)																		
53355	CULPEPER 92	06/29/1992	Active	13	0	3	-3	-18.75%	16	28	0		3	P,S,T,M,VP SC	0		\$309.69	
9127	CULPEPER MID DAY	07/15/1960	Active	36	10	3	7	24.14%	29	7	0			P,S,T,M,VP SC	0		\$2,079.17	
Exc Award (06/30/2018)																		
9128	DAHLGREN	07/16/1959	Active	15	1	7	-6	-28.57%	21	24	1		2	P,S,T,M,VP SC	15		\$1,500.00	
9236	EDINBURG	11/22/1947	Active	19	0	2	-2	-9.52%	21	1	1			P,S,T,M,VP SC	8		\$173.34	
Exc Award (06/30/2023)																		
9237	ELKTON	01/13/1942	Active	12	0	2	-2	-14.29%	14	34	1		7	P,S,T,M,VP SC	1			
29947	ENGLESIDE	11/22/1974	Active(1)	8	0	0	0	0.00%	8		0			P,S,T,M,VP SC	24+			
9133	FAIRFAX HOST	02/21/1951	Active	50	1	5	-4	-7.41%	54	13	0			P,S,T,M,VP SC	0		\$2,098.27	
Exc Award (06/30/2017, 06/30/2018, 06/30/2020)																		
9108	FALLS CHURCH ANNANDALE	03/23/1948	Active	29	0	0	0	0.00%	29		10		2	P,S,T,M,VP SC	3			
9138	FREDERICKSBURG HOST	11/10/1938	Active	82	19	9	10	13.89%	72	19	0		2	P,S,T,M,VP SC	0		\$1,000.00	
Exc Award (06/30/2018, 06/30/2023)																		
9239	FRONT ROYAL	07/31/1934	Active	19	3	1	2	11.76%	17	2	1		3	P,S,T,M,VP SC	1		\$325.03	
84950	GREATER FALLS RUN	03/03/2005	Active	62	14	8	6	10.71%	56	6	0			P,S,T,M,VP SC	0		\$5,041.02	
Exc Award (06/30/2017, 06/30/2023)																		



Club Health Assessment for District 24 L through June 2025

			Status	Membership							Reports					Finance	LCIF	
Club Number	Club Name	Charter Date		Current Member Count	YTD Members Added	YTD Members Dropped	YTD Net Growth	YTD Net Growth%	Member Count 12 Months Ago	Avg. length of service for dropped members	Months Since Last MMR ***	Yrs. Since Last Officer Report	President Rotation	Vice President Reported ****	Months Since Last Activity Report ***	Account Balance	Donations for current Fiscal Year	
			Number of times on status quo within last two years	If below 15 members appears					If net loss is greater than 20% appears			If no report in 3 months appears in	When more than one year appears in	Number of repeat terms	Notes the officers that do not have an active	If no report at 12 months appears in red		
9243	GREENE COUNTY	12/19/1950	Active	26	2	0	2	8.33%	24		0			P,S,T,M,VP SC	0	90+ Days	\$6,700.31	
Exc Award (06/30/2024)																		
9244	HARRISONBURG	07/29/1932	Active	50	1	6	-5	-9.09%	55	33	3			P,S,T,M,VP SC	2			\$2,000.00
34826	LAKE JACKSON L C	12/29/1977	Cancelled(8*)	0	0	10	-10	-100.00%	10	20	0		None	P,S,T,M,VP SC	20			
Exc Award (06/30/2017, 06/30/2018)																		
41320	LAKE OF THE WOODS	05/21/1982	Active	136	32	16	16	13.33%	120	9	0			P,S,T,M,VP SC	1	90+ Days	\$5,221.30	
Exc Award (06/30/2023)																		
132309	Lake of the Woods Lioness	07/27/2017	Active	91	6	13	-7	-7.14%	98	4	0			P,S,T,M,VP SC	1			\$2,824.27
Exc Award (06/30/2019, 06/30/2022)																		
9142	LEESBURG HOST	09/19/1938	Active	8	0	4	-4	-33.33%	12	44	0			P,S,T,M,VP SC	6			
9246	LOUISA COUNTY	07/21/1952	Active	37	1	1	0	0.00%	37	3	1			P,S,T,M,VP SC	2			\$269.39
9144	LOVETTSVILLE	06/09/1955	Active	24	5	1	4	20.00%	20	0	2			P,S,T,M,VP SC	2			
9247	LURAY	07/05/1935	Active	11	0	2	-2	-15.38%	13	66	2		16	P,S,T,M,VP SC	24			\$50.00
9248	MADISON COUNTY	02/15/1939	Active	14	3	0	3	27.27%	11		3		7	P,S,T,M,VP SC	18			\$110.28
9145	MANASSAS HOST	06/18/1947	Active	28	5	3	2	7.69%	26	9	0			P,S,T,M,VP SC	0			\$1,000.00
Exc Award (06/30/2017, 06/30/2023)																		
9143	MASON NECK L C	06/08/1967	Active	24	2	0	2	9.09%	22		2		3	P,S,T,M,VP SC	1		\$1,154.14	
Exc Award (06/30/2018, 06/30/2019)																		
52780	MC GAHEYSVILLE MASSANUTTEN	04/01/1992	Active	47	2	1	1	2.17%	46	9	3		2	P,S,T,M,VP SC	2		\$2,195.31	
Exc Award (06/30/2018)																		
9150	MERRIFIELD	04/14/1965	Active	20	3	4	-1	-4.76%	21	27	1			P,S,T,M,VP SC	20		\$110.00	
Exc Award (06/30/2017, 06/30/2018)																		
9151	MIDDLEBURG	02/11/1946	Active(1)	4	4	0	4	100.00%	0		0		3	P,S,T,M,VP SC	24+			
36563	MONTCLAIR L C	02/06/1979	Active	48	9	3	6	14.29%	42	2	2			P,S,T,M,VP SC	0		\$3,266.01	
Exc Award (06/30/2018, 06/30/2019, 06/30/2020)																		
9250	MONTEREY	08/28/1941	Active	15	0	2	-2	-11.76%	17	16	2			P,S,M,VP,SC	24+		\$200.00	
9251	MOUNT JACKSON	02/21/1947	Active	24	2	2	0	0.00%	24	41	0		2	P,S,T,M,VP SC	24+		\$123.32	



Club Health Assessment for District 24 L through June 2025

			Status	Membership							Reports					Finance		LCIF
Club Number	Club Name	Charter Date		Current Member Count	YTD Members Added	YTD Members Dropped	YTD Net Growth	YTD Net Growth%	Member Count 12 Months Ago	Avg. length of service for dropped members	Months Since Last MMR ***	Yrs. Since Last Officer Report	President Rotation	Vice President Reported ****	Months Since Last Activity Report ***	Account Balance	Donations for current Fiscal Year	
			Number of times on status quo within last two years	If below 15 members appears					If net loss is greater than 20% appears			If no report in 3 months appears in	When more than one year appears in	Number of repeat terms	Notes the officers that do not have an active	If no report at 12 months appears in red		
62033	MOUNT VERNON EVENING	06/07/1999	Active	13	0	3	-3	-18.75%	16	28	1		3	P,S,T,M,VP SC	2		\$2,035.02	
Exc Award (06/30/2017, 06/30/2019, 06/30/2020)																		
9252	NEW MARKET	04/29/1958	Active	8	0	0	0	0.00%	8		13			P,S,T,M,VP SC	4		\$296.92	
60364	PALMYRA RIVANNA	02/13/1998	Active(1)	12	0	5	-5	-29.41%	17	7	0		2	P,S,T,M,VP SC	7		\$403.56	
9147	PARK WEST L C	08/30/1966	Active	22	1	1	0	0.00%	22	1	0		2	P,S,T,M,VP SC	6		\$2,146.12	
9158	PURCELLVILLE	09/23/1938	Active	16	2	0	2	14.29%	14		1		3	P,S,T,M,VP SC	19		\$2,000.00	
9160	RAPPAHANNOCK	03/18/1958	Active	47	3	5	-2	-4.08%	49	15	2		None	P,S,T,M,VP SC	18		\$125.00	
9161	REMINGTON	06/08/1964	Active	16	3	0	3	23.08%	13		2			P,S,T,M,VP SC	1		\$600.00	
Exc Award (06/30/2019)																		
9162	RESTON	05/12/1967	Active	19	0	3	-3	-13.64%	22	10	0		4	P,S,T,M,VP SC	2		\$775.72	
9254	SCOTTSVILLE	03/25/1942	Cancelled(6*)	0	0	7	-7	-100.00%	7	14	3		None	P,S,T,M,VP SC	24+			
9255	SHENANDOAH	02/29/1952	Active(2)	13	0	0	0	0.00%	13		36		3	P,S,T,M,VP SC	N/R			
9164	SPOTSYLVANIA	12/20/1966	Active	28	6	8	-2	-6.67%	30	17	1			P,S,T,M,VP SC	0		\$1,000.00	
135354	Spotsylvania Courthouse 100	06/22/2018	Active	9	0	2	-2	-18.18%	11	19	0			P,S,T,M,VP SC	1		\$1,110.32	
9165	SPRINGFIELD FRANCONIA HOST	07/28/1954	Active	18	9	1	8	80.00%	10	6	0			P,S,T,M,VP SC	9		\$4,086.49	
Exc Award (06/30/2017)																		
137093	Springfield Global Lions	01/14/2019	Active	27	8	4	4	17.39%	23	2	0			P,S,T,M,VP SC	0		\$139.04	
9167	STAFFORD COUNTY	03/20/1952	Active	18	1	3	-2	-10.00%	20	13	0		2	P,S,T,M,VP SC	0		\$892.40	
Exc Award (06/30/2017, 06/30/2018, 06/30/2020)																		
9256	STANLEY	02/08/1952	Active	11	0	0	0	0.00%	11		3		11	P,S,T,M,VP SC	7		\$39.69	
9257	STAUNTON	03/19/1941	Active	16	0	7	-7	-30.43%	23	30	0		2	P,S,T,M,VP SC	7		\$53.62	
9258	STEPHENS CITY	09/24/1946	Active	30	5	1	4	15.38%	26	3	3		None	P,S,T,M,VP SC	0		\$751.65	
Exc Award (06/30/2018, 06/30/2019, 06/30/2020)																		
9130	STERLING	05/13/1964	Active	20	4	0	4	25.00%	16		2		3	P,S,T,M,VP SC	1		\$796.62	
146918	Virginia Gateway	06/22/2021	Active	5	0	0	0	0.00%	5		12		2	P,S,T,M,VP SC	10			
Exc Award (06/30/2022, 06/30/2023)																		



Club Health Assessment for District 24 L through June 2025

			Status	Membership							Reports					Finance		LCIF
Club Number	Club Name	Charter Date		Current Member Count	YTD Members Added	YTD Members Dropped	YTD Net Growth	YTD Net Growth%	Member Count 12 Months Ago	Avg. length of service for dropped members	Months Since Last MMR ***	Yrs. Since Last Officer Report	President Rotation	Vice President Reported ****	Months Since Last Activity Report ***	Account Balance	Donations for current Fiscal Year	
			Number of times on status quo within last two years	If below 15 members appears				If net loss is greater than 20% appears			If no report in 3 months appears in	When more than one year appears in	Number of repeat terms		Notes the officers that do not have an active	If no report at 12 months appears in red		
9171	WARRENTON Exc Award (06/30/2023)	10/30/1939	Active	38	0	0	0	0.00%	38		10				P,S,T,M,VP SC	7	\$500.00	
9262	WAYNESBORO	09/10/1941	Active	31	1	0	1	3.33%	30		0				P,S,T,M,VP SC	0	\$106.98	
77280	WESTMORELAND	06/11/2003	Active	3	0	2	-2	-40.00%	5	13	1		2		P,S,T,M,VP SC	0	\$9.55	
43724	WEYERS CAVE	04/30/1984	Active	6	0	1	-1	-14.29%	7	17	2		6		P,S,T,M,VP SC	1	\$168.82	
9263	WINCHESTER HOST Exc Award (06/30/2016)	07/08/1924	Active	77	10	13	-3	-3.75%	80	15	1				P,S,T,M,VP SC	5	\$45.74	
65046	WINCHESTER LIONESS	02/28/2002	Active	7	3	1	2	40.00%	5	0	2				P,S,T,M,VP SC	1	\$214.49	
9264	WINCHESTER SHAWNEE Exc Award (06/30/2023)	06/22/1970	Active	24	2	1	1	4.35%	23	22	1		None		P,S,T,M,VP SC	1	\$425.00	
9172	WOODBIDGE Exc Award (06/30/2016, 06/30/2017, 06/30/2020)	02/10/1955	Active	36	3	7	-4	-10.00%	40	4	0				P,S,T,M,VP SC	0	\$5,662.61	
9265	WOODSTOCK	02/13/1941	Active	40	1	1	0	0.00%	40	17	2				P,S,T,M,VP SC	3	\$2,307.48	

Clubs Cancelled Previous Fiscal Year – Clubs Cancelled within last 12 months may be reinstated

Club Number	Club Name	Charter Date	Current Status*	Cancellation Date
9227	BUENA VISTA	05/24/1935	Cancelled(6*)	06/29/2024
9129	DALE CITY	11/19/1968	Cancelled(6*)	06/29/2024
9245	LEXINGTON	01/10/1941	Cancelled(8*)	06/29/2024
9261	TIMBERVILLE	04/09/1954	Cancelled(6*)	07/29/2023

Current Total Clubs Count	YTD New Clubs Count	YTD Cancelled Clubs Count	YTD Net Club Gain	Current Total Members Count	YTD Add	YTD Drop	YTD Net Growth	YTD Net Growth %	Member Count 12 Months Ago	Average Member Count Per Club	% of Clubs with less than 20 members	% No MMR in 3 Months	% No Officer Report in 12 Months	% of Clubs with balance 90+ days	Number of Clubs in Status Quo	% Status Quo Clubs in Financial Suspension	Number of Cancelled Clubs	Average Cancelled Club Age	Members Lost Due to Cancellation	% of Clubs Cancelled for Non-Financial Reasons
78	1	3	-2	2,213	263	249	14	0.64%	2,200	28	46%	18%	0%	3%	0	0%	3	169	21	33%



Club Health Assessment for District 24 L through June 2025

			Status	Membership							Reports					Finance	LCIF
Club Number	Club Name	Charter Date		Current Member Count	YTD Members Added	YTD Members Dropped	YTD Net Growth	YTD Net Growth%	Member Count 12 Months Ago	Avg. length of service for dropped members	Months Since Last MMR ***	Yrs. Since Last Officer Report	President Rotation	Vice President Reported ****	Months Since Last Activity Report ***	Account Balance	Donations for current Fiscal Year
			Number of times on status quo within last two years	If below 15 members appears				If net loss is greater than 20% appears			If no report in 3 months appears in	When more than one year appears in	Number of repeat terms	Notes the officers that do not have an active	If no report at 12 months appears in red		

* - P - Priority Club. Cancellation Reasons: 1-Objectives/conduct, 2-Non-active club, 5-Non-existing club, 6-Disbanding, 7-Merger, 8-Financial Suspension, 9-District/Multiple District Dues.
** - Abbreviation: P-President, S-Secretary, T-Treasurer, M-Member Chairperson, VP-First Vice President, MC-Communications Chairperson, SC-Service Chairperson
*** - Abbreviation: N/R - Never reported using the Lions Clubs website, N/A - Not applicable, No password registered for the Lions Clubs website.
**** - Abbreviation: N - New, IP - Immediate Past, R - Repeat.




Club Health Assessment for District 29 L through June 2025

			Status	Membership							Reports					Finance		LCIF
Club Number	Club Name	Charter Date		Current Member Count	YTD Members Added	YTD Members Dropped	YTD Net Growth	YTD Net Growth%	Member Count 12 Months Ago	Avg. length of service for dropped members	Months Since Last MMR ***	Yrs. Since Last Officer Report	President Rotation	Vice President Reported ****	Months Since Last Activity Report ***	Account Balance	Donations for current Fiscal Year	
			Number of times on status quo within last two years	If below 15 members appears				If net loss is greater than 20% appears			If no report in 3 months appears in	When more than one year appears in	Number of repeat terms	Notes the officers that do not have an active	If no report at 12 months red			
Clubs more than two years old																		
10998	BARBOURSVILLE	12/18/1942	Active	28	0	3	-3	-9.68%	31	10	5		2	P,S,T,M,VP SC	6			
10877	BARRACKVILLE	12/10/1957	Active	14	1	0	1	7.69%	13		4		2	P,S,T,M,VP SC	6			
10878	BOAZ	03/11/1971	Active	6	1	3	-2	-25.00%	8	6	0		6	P,S,T,M,VP SC	24+			
10880	CHESTER	09/18/1947	Active	39	3	4	-1	-2.50%	40	13	1		3	P,S,T,M,VP SC	1	90+ Days	\$1,000.00	
Exc Award (06/30/2024)																		
10881	CLAY BATTELLE DISTRICT L C	03/16/1969	Active	6	0	0	0	0.00%	6		6		7	P,S,T,M,VP SC	24+			
35997	DALLAS	08/14/1978	Active	18	4	3	1	5.88%	17	2	0			P,S,T,M,VP SC	19		\$150.00	
10883	DODDRIDGE COUNTY L C	03/26/1968	Active	36	0	4	-4	-10.00%	40	24	1			P,S,T,M,VP SC	15		\$1,140.00	
10886	ELM GROVE	10/26/1943	Active	15	2	1	1	7.14%	14	56	2		2	P,S,T,M,VP SC	0		\$50.00	
10887	FAIRMONT	04/20/1923	Active	19	2	2	0	0.00%	19	9	0		4	P,S,T,M,VP SC	0		\$1,500.00	
Exc Award (06/30/2023, 06/30/2024)																		
10891	FOLLANSBEE	01/10/1940	Active	16	1	0	1	6.67%	15		11			P,S,T,M,VP SC	15		\$160.00	
Exc Award (06/30/2023, 06/30/2024)																		
10892	FRIENDLY	09/03/1959	Active	35	13	5	8	29.63%	27	3	0			P,S,T,M,VP SC	0		\$550.00	
Exc Award (06/30/2017, 06/30/2018, 06/30/2020)																		
10894	GLENVILLE	09/30/1957	Active	31	2	1	1	3.33%	30	3	0			P,S,T,M,VP SC	24+			
10896	GRANTSVILLE	05/14/1947	Active	20	3	10	-7	-25.93%	27	6	0			P,S,T,M,VP SC	3			
10898	HARRISVILLE	05/28/1930	Active	10	0	0	0	0.00%	10		3		None	P,S,T,M,VP SC	24+			
11019	HUNTINGTON DOWNTOWN	03/09/1922	Active	1	0	2	-2	-66.67%	3	42	1		8	P,S,T,M,VP SC	2			
11024	LESAGE	08/07/1972	Active	15	0	7	-7	-31.82%	22	3	0			P,S,T,M,VP SC	24+		\$20.00	
31251	LIBERTY	10/09/1975	Active	29	1	0	1	3.57%	28		12		7	P,S,T,M,VP SC	24+			
11029	MILTON	01/16/1930	Active	11	1	7	-6	-35.29%	17	18	0		None	P,S,T,M,VP SC	24+			
10907	MORGANTOWN AREA	05/11/1923	Active	19	1	0	1	5.56%	18		1			P,S,T,M,VP SC	24+		\$580.00	
10908	MOUNDSVILLE	09/11/1941	Active	44	9	3	6	15.79%	38	24	1			P,S,T,M,VP SC	24+		\$350.00	
29361	MT OLIVET	05/29/1974	Active	41	11	1	10	32.26%	31	2	0			P,S,T,M,VP SC	0		\$2,205.00	



Club Health Assessment for District 29 L through June 2025

			Status	Membership							Reports					Finance		LCIF
Club Number	Club Name	Charter Date		Current Member Count	YTD Members Added	YTD Members Dropped	YTD Net Growth	YTD Net Growth%	Member Count 12 Months Ago	Avg. length of service for dropped members	Months Since Last MMR ***	Yrs. Since Last Officer Report	President Rotation	Vice President Reported ****	Months Since Last Activity Report ***	Account Balance	Donations for current Fiscal Year	
			Number of times on status quo within last two years	If below 15 members appears				If net loss is greater than 20% appears			If no report in 3 months appears in	When more than one year appears in	Number of repeat terms	Notes the officers that do not have appears in an active	If no report at 12 months red			
Exc Award (06/30/2017, 06/30/2018, 06/30/2020)																		
10910	NEW CUMBERLAND	04/09/1946	Active	30	1	4	-3	-9.09%	33	11	0			P,S,T,M,VP SC	0		\$100.00	
10912	NEW MARTINSVILLE	01/30/1946	Active	13	0	2	-2	-13.33%	15	27	1		2	P,S,T,M,VP SC	18		\$200.00	
Exc Award (06/30/2018)																		
10911	NEWELL	12/06/1946	Active	17	0	0	0	0.00%	17		0		2	P,S,T,M,VP SC	24+			
140734	Ohio County Virtual	01/29/2020	Active	23	3	9	-6	-20.69%	29	5	0			P,S,T,M,VP SC	1			
Exc Award (06/30/2021)																		
10913	PADEN CITY	11/14/1927	Active	23	0	1	-1	-4.17%	24	23	6		3	P,S,T,M,VP SC	4			
10914	PARKERSBURG	02/24/1922	Active	28	2	3	-1	-3.45%	29	5	0			P,S,T,M,VP SC	7		\$11,490.00	
Exc Award (06/30/2024)																		
44959	PINE GROVE SHORTLINE	05/13/1985	Active	9	0	2	-2	-18.18%	11	15	10		3	P,S,T,M,VP SC	24+		\$100.00	
101913	PLEASANTS AREA	05/21/2008	Active	17	4	2	2	13.33%	15	12	0		7	P,S,T,M,VP SC	0		\$200.00	
Exc Award (06/30/2018, 06/30/2019)																		
11050	PUTNAM COUNTY	01/09/1947	Active	24	0	6	-6	-20.00%	30	3	1		2	P,S,T,M,VP SC	6		\$2,000.00	
11036	RAVENSWOOD	10/29/1929	Active(1)	9	9	14	-5	-35.71%	14	27	4		8	P,S,T,M,VP SC	24+			
10918	RIVESVILLE	09/28/1942	Active(1)	4	0	0	0	0.00%	4		25	1	None	P,S,T,M,VP SC	24+			
10919	SISTERSVILLE	06/27/1947	Active	13	0	0	0	0.00%	13		2		6	P,S,T,M,VP SC	24		\$50.00	
Exc Award (06/30/2017)																		
10921	SOUTH PARKERSBURG	11/18/1941	Active	9	1	1	0	0.00%	9	23	0		11	P,S,T,M,VP SC	24+			
11020	SOUTHEAST HUNTINGTON	01/25/1955	Active	19	1	16	-15	-44.12%	34	15	6		2	P,S,T,M,VP SC	23			
11043	SPENCER	04/19/1928	Active	10	0	0	0	0.00%	10		9		9	P,S,T,M,VP SC	24+			
10928	WASHINGTON	03/19/1964	Active	17	0	1	-1	-5.56%	18	50	11		13	P,S,T,M,VP SC	24+			
10929	WAVERLY	11/12/1951	Active(1)	3	0	4	-4	-57.14%	7	39	9		8	P,S,T,M,VP SC	24		\$500.00	
10930	WEIRTON	08/03/1936	Active	24	7	3	4	20.00%	20	5	0		2	P,S,T,M,VP SC	1		\$135.00	
Exc Award (06/30/2019, 06/30/2020, 06/30/2020)																		
10932	WELLSBURG	07/23/1936	Active	24	1	4	-3	-11.11%	27	17	0			P,S,T,M,VP SC	24	90+ Days		
10933	WEST LIBERTY	02/08/1972	Active	15	0	1	-1	-6.25%	16	24	1			P,S,T,M,VP SC	24+		\$50.00	



Club Health Assessment for District 29 L through June 2025

			Status	Membership							Reports				Finance	LCIF	
Club Number	Club Name	Charter Date		Current Member Count	YTD Members Added	YTD Members Dropped	YTD Net Growth	YTD Net Growth%	Member Count 12 Months Ago	Avg. length of service for dropped members	Months Since Last MMR ***	Yrs. Since Last Officer Report	President Rotation	Vice President Reported ****	Months Since Last Activity Report ***	Account Balance	Donations for current Fiscal Year
			Number of times on status quo within last two years	If below 15 members appears				If net loss is greater than 20% appears			If no report in 3 months appears in	When more than one year appears in	Number of repeat terms	Notes the officers that do not have an active	If no report at 12 months appears in red		
87844	WESTERN MONONGALIA COUNTY AREA Exc Award (06/30/2020)	05/24/2005	Active	5	0	3	-3	-37.50%	8	18	1		None	P,S,T,M,VP SC	0		\$200.00
10935	WHEELING	01/06/1922	Active	58	5	5	0	0.00%	58	23	2			P,S,T,M,VP SC	2		\$6,700.00
44289	WHEELING ISLAND Exc Award (06/30/2019, 06/30/2020)	10/29/1984	Active	9	0	1	-1	-10.00%	10	5	4		2	P,S,T,M,VP SC	7		\$400.00
10937	WHEELING WARWOOD Exc Award (06/30/2016, 06/30/2018)	11/08/1944	Active	24	2	13	-11	-31.43%	35	7	1			P,S,T,M,VP SC	1		\$550.00
10938	WILLIAMSTOWN	08/30/1946	Active	31	1	15	-14	-31.11%	45	14	2		2	P,S,T,M,VP SC	4		\$1,270.00

Clubs Cancelled Previous Fiscal Year – Clubs Cancelled within last 12 months may be reinstated

Club Number	Club Name	Charter Date	Current Status*	Cancellation Date
43617	SCOTT DEPOT SCOTT TEAYS	03/05/1984	Cancelled(7*)	12/29/2023
10934	WESTOVER	08/18/1950	Cancelled(7*)	06/29/2024

Current Total Clubs Count	YTD New Clubs Count	YTD Cancelled Clubs Count	YTD Net Club Gain	Current Total Members Count	YTD Add	YTD Drop	YTD Net Growth	YTD Net Growth %	Member Count 12 Months Ago	Average Member Count Per Club	% of Clubs with less than 20 members	% No MMR in 3 Months	% No Officer Report in 12 Months	% of Clubs with balance 90+ days	Number of Clubs in Status Quo	% Status Quo Clubs in Financial Suspension	Number of Cancelled Clubs	Average Cancelled Club Age	Members Lost Due to Cancellation	% of Clubs Cancelled for Non-Financial Reasons
46	0	0	0	911	92	166	-74	-7.51%	985	20	59%	33%	2%	4%	0	0%	0	0	0	0%

* - P - Priority Club. Cancellation Reasons: 1-Objectives/conduct, 2-Non-active club, 5-Non-existing club, 6-Disbanding, 7-Merger, 8-Financial Suspension, 9-District/Multiple District Dues.

** - Abbreviation: P-President, S-Secretary, T-Treasurer, M-Member Chairperson, VP-First Vice President, MC-Communications Chairperson, SC-Service Chairperson

*** - Abbreviation: N/R - Never reported using the Lions Clubs website, N/A - Not applicable, No password registered for the Lions Clubs website.

**** - Abbreviation: N - New, IP - Immediate Past, R - Repeat.



Club Health Assessment for District 29 C through June 2025

			Status	Membership							Reports					Finance		LCIF
Club Number	Club Name	Charter Date		Current Member Count	YTD Members Added	YTD Members Dropped	YTD Net Growth	YTD Net Growth%	Member Count 12 Months Ago	Avg. length of service for dropped members	Months Since Last MMR ***	Yrs. Since Last Officer Report	President Rotation	Vice President Reported ****	Months Since Last Activity Report ***	Account Balance	Donations for current Fiscal Year	
			Number of times on status quo within last two years	If below 15 members appears				If net loss is greater than 20% appears			If no report in 3 months appears in	When more than one year appears in	Number of repeat terms	Notes the officers that do not have appears in an active	If no report at 12 months red			
Clubs less than two years old																		
171604	Concord University	06/04/2024	Active	22	0	0	0	0.00%	22		5		2	P,S,T,M,VP SC	N/R			
Clubs more than two years old																		
10997	ALUM CREEK	07/21/1961	Active	37	1	6	-5	-11.90%	42	14	0			P,S,T,M,VP SC	6		\$290.00	
11052	ANSTED	10/16/1973	Active	14	0	2	-2	-12.50%	16	15	0		6	P,S,T,M,VP SC	2			
Exc Award (06/30/2021)																		
11053	ATHENS	10/22/1946	Active	27	4	6	-2	-6.90%	29	7	1		None	P,S,T,M,VP SC	17		\$750.00	
11056	BEAVER	10/23/1946	Active	12	1	2	-1	-7.69%	13	22	2		None	P,S,T,M,VP SC	18			
11057	BECKLEY	05/15/1931	Active	13	3	1	2	18.18%	11	0	4		6	P,S,T,M,VP SC	2			
Exc Award (06/30/2021)																		
10999	BELLE-RAND	12/17/1943	Cancelled(8*)	0	0	14	-14	-100.00%	14	25	6	1	None	P,S,T,M,VP SC	24+	90+ Days		
11058	BLUEFIELD	04/08/1922	Active	23	4	13	-9	-28.13%	32	6	0		2	P,S,T,M,VP SC	16			
11059	BLUEWELL	01/27/1955	Active(1)	26	4	1	3	13.04%	23	0	7		2	P,S,T,M,VP SC	24+			
11062	BRADSHAW	11/28/1956	Cancelled(8*)	0	0	7	-7	-100.00%	7	17	6	1	None	P,S,T,M,VP SC	24+	90+ Days		
46286	CEREDO-KENOVA RIVER CITIES	06/16/1986	Cancelled(8*)	0	0	8	-8	-100.00%	8	24	0	1	None	P,S,T,M,VP SC	24+	90+ Days		
41668	CHAPMANVILLE	06/28/1982	Active	10	2	1	1	11.11%	9	43	0		6	P,S,T,M,VP SC	1			
11002	CHARLESTON	09/30/1921	Cancelled(8*)	0	0	15	-15	-100.00%	15	34	0	1	None	P,S,T,M,VP SC	24+	90+ Days		
11003	CHARLESTON KANAWHA CITY	11/29/1954	Active	36	2	0	2	5.88%	35		0			P,S,T,M,VP SC	6		\$2,000.00	
37466	CHARLESTON SOUTHRDG PACESETTER	08/28/1979	Active	20	3	0	3	17.65%	17		5			P,S,T,M,VP SC	15		\$200.00	
Exc Award (06/30/2019)																		
41887	CHARLESTON WEST	10/19/1982	Active	12	0	0	0	0.00%	12		14		2	P,S,T,M,VP SC	14			
11064	CLAY	07/05/1940	Active(1)	17	2	2	0	0.00%	17	49	7		7	P,S,T,M,VP SC	18			
11008	CLENDENIN	10/09/1928	Active(2)	23	0	0	0	0.00%	23		19	1	None	P,S,T,M,VP SC	24+			
11067	CRAB ORCHARD MACARTHUR	03/05/1964	Active	0	1	14	-13	-100.00%	13	19	0		None	P,S,T,M,VP SC	14			
11068	CRAIGSVILLE	05/13/1960	Active	11	0	0	0	0.00%	11		16		10	P,S,T,M,VP SC	18			




Club Health Assessment for District 29 C through June 2025

			Status	Membership							Reports					Finance	LCIF
Club Number	Club Name	Charter Date		Current Member Count	YTD Members Added	YTD Members Dropped	YTD Net Growth	YTD Net Growth%	Member Count 12 Months Ago	Avg. length of service for dropped members	Months Since Last MMR ***	Yrs. Since Last Officer Report	President Rotation	Vice President Reported ****	Months Since Last Activity Report ***	Account Balance	Donations for current Fiscal Year
			Number of times on status quo within last two years	If below 15 members appears				If net loss is greater than 20% appears			If no report in 3 months appears in	When more than one year appears in	Number of repeat terms		Notes the officers that do not have appears in an active red	If no report at 12 months red	
50748	DANVILLE AREA	06/27/1990	Cancelled(8*)	0	0	24	-24	-100.00%	24	18	0		None	P,S,T,M,VP SC	24+	90+ Days	
11014	DUNBAR	11/24/1930	Active	8	0	0	0	0.00%	8		20		4	P,S,T,M,VP SC	24+		
	Exc Award (06/30/2019)																
11070	DURBIN	09/25/1946	Active	38	3	2	1	2.70%	37	19	1			P,S,T,M,VP SC	1		\$1,700.00
11071	FAYETTEVILLE	09/08/1954	Active	18	3	1	2	12.50%	16	9	0			P,S,T,M,VP SC	24		
11072	FLATWOODS HEATERS L C	09/26/1957	Active(1)	12	0	0	0	0.00%	12		36	1	None	P,S,T,M,VP SC	24+		
	Exc Award (06/30/2021)																
11074	GASSAWAY	05/25/1945	Active	26	5	1	4	18.18%	22	7	1		4	P,S,T,M,VP SC	1		\$400.00
	Exc Award (06/30/2018)																
11075	GAULEY BRIDGE	10/19/1964	Active(2)	10	0	0	0	0.00%	10		17	1	None	P,S,T,M,VP SC	18		
11000	GLASGOW CEDAR GROVE	03/22/1945	Cancelled(8*)	0	0	16	-16	-100.00%	16	18	0		None	P,S,T,M,VP SC	24+	90+ Days	
11018	HAMLIN	08/07/1945	Cancelled(8*)	0	0	20	-20	-100.00%	20	14	6	1	None	P,S,T,M,VP SC	24+	90+ Days	
46823	HINTON	01/12/1987	Active	17	2	3	-1	-5.56%	18	4	2			P,S,T,M,VP SC	2		
	Exc Award (06/30/2021, 06/30/2023)																
11079	LEWISBURG	02/14/1940	Active	26	1	1	0	0.00%	26	25	1		2	P,S,T,M,VP SC	0		\$500.00
11025	LOGAN	05/13/1940	Active	29	2	6	-4	-12.12%	33	8	1		2	P,S,T,M,VP SC	0		
	Exc Award (06/30/2021, 06/30/2023)																
11026	LOUDENDALE	02/28/1966	Active	9	0	2	-2	-18.18%	11	4	4		9	P,S,T,M,VP SC	24+		
44718	MAN	03/07/1985	Active	21	1	0	1	5.00%	20		1		11	P,S,T,M,VP SC	14		
11080	MARLINTON	01/15/1953	Active	20	2	0	2	11.11%	18		11		2	P,S,T,M,VP SC	0		\$550.00
11082	MONTGOMERY	12/27/1929	Active(2)	6	1	2	-1	-14.29%	7	30	2		9	P,S,T,M,VP SC	12		
11083	MOUNT HOPE	08/25/1930	Active	44	3	1	2	4.76%	42	0	0		None	P,S,T,M,VP SC	0		
11085	OAK HILL	09/22/1938	Active	18	1	4	-3	-14.29%	21	1	0		5	P,S,T,M,VP SC	0		\$350.00
	Exc Award (06/30/2019)																
11086	PINEVILLE	09/24/1953	Active	36	6	0	6	20.00%	30		1		2	P,S,T,M,VP SC	0		\$937.83
	Exc Award (06/30/2023, 06/30/2024)																
11087	PRINCETON	05/22/1940	Active	15	1	2	-1	-6.25%	16	9	1		5	P,S,T,M,VP SC	0		



Club Health Assessment for District 29 C through June 2025

			Status	Membership							Reports					Finance	LCIF
Club Number	Club Name	Charter Date		Current Member Count	YTD Members Added	YTD Members Dropped	YTD Net Growth	YTD Net Growth%	Member Count 12 Months Ago	Avg. length of service for dropped members	Months Since Last MMR ***	Yrs. Since Last Officer Report	President Rotation	Vice President Reported ****	Months Since Last Activity Report ***	Account Balance	Donations for current Fiscal Year
			Number of times on status quo within last two years	If below 15 members appears				If net loss is greater than 20% appears			If no report in 3 months appears in	When more than one year appears in	Number of repeat terms	Notes the officers that do not have an active	If no report at 12 months appears in red		
Exc Award (06/30/2021)																	
11081	RAINELLE	06/23/1930	Active(1)	7	0	0	0	0.00%	7		36	1	None	P,S,T,M,VP SC	24+		
11088	RICHWOOD	02/27/1947	Active	10	1	1	0	0.00%	10	50	4		None	P,S,T,M,VP SC	24+		
11089	RONCEVERTE	04/24/1946	Active	26	0	0	0	0.00%	26		13		8	P,S,T,M,VP SC	18		\$500.00
11040	SISSONVILLE	03/06/1951	Active	12	0	3	-3	-20.00%	15	5	0		4	P,S,T,M,VP SC	9		\$4,000.00
11041	SOUTH CHARLESTON	09/01/1936	Active	12	2	3	-1	-7.69%	13	15	4		2	P,S,T,M,VP SC	24		\$200.00
Exc Award (06/30/2017, 06/30/2018)																	
144117	University of Charleston	12/16/2020	Active	15	1	0	1	7.14%	14		7		2	P,S,T,M,VP SC	8		
11096	WELCH	11/29/1937	Active	18	4	2	2	12.50%	16	23	5		2	P,S,T,M,VP SC	24+	90+ Days	\$1,000.00
11097	WHITE SULPHUR SPRINGS	01/14/1957	Active	22	2	1	1	4.76%	21	11	2			P,S,T,M,VP SC	3		\$625.00

Clubs Cancelled Previous Fiscal Year – Clubs Cancelled within last 12 months may be reinstated

Club Number	Club Name	Charter Date	Current Status*	Cancellation Date
11073	GARY	01/11/1968	Cancelled(6*)	01/29/2024

Current Total Clubs Count	YTD New Clubs Count	YTD Cancelled Clubs Count	YTD Net Club Gain	Current Total Members Count	YTD Add	YTD Drop	YTD Net Growth	YTD Net Growth %	Member Count 12 Months Ago	Average Member Count Per Club	% of Clubs with less than 20 members	% No MMR in 3 Months	% No Officer Report in 12 Months	% of Clubs with balance 90+ days	Number of Clubs in Status Quo	% Status Quo Clubs in Financial Suspension	Number of Cancelled Clubs	Average Cancelled Club Age	Members Lost Due to Cancellation	% of Clubs Cancelled for Non-Financial Reasons
41	0	7	-7	778	68	187	-119	-13.27%	898	19	56%	46%	10%	2%	0	0%	7	77	104	0%

* - P - Priority Club. Cancellation Reasons: 1-Objectives/conduct, 2-Non-active club, 5-Non-existing club, 6-Disbanding, 7-Merger, 8-Financial Suspension, 9-District/Multiple District Dues.

** - Abbreviation: P-President, S-Secretary, T-Treasurer, M-Member Chairperson, VP-First Vice President, MC-Communications Chairperson, SC-Service Chairperson

*** - Abbreviation: N/R - Never reported using the Lions Clubs website, N/A - Not applicable, No password registered for the Lions Clubs website.

**** - Abbreviation: N - New, IP - Immediate Past, R - Repeat.




Club Health Assessment for District 29 I through June 2025

			Status	Membership							Reports					Finance		LCIF
Club Number	Club Name	Charter Date		Current Member Count	YTD Members Added	YTD Members Dropped	YTD Net Growth	YTD Net Growth%	Member Count 12 Months Ago	Avg. length of service for dropped members	Months Since Last MMR ***	Yrs. Since Last Officer Report	President Rotation	Vice President Reported ****	Months Since Last Activity Report ***	Account Balance	Donations for current Fiscal Year	
			Number of times on status quo within last two years	If below 15 members appears					If net loss is greater than 20% appears			If no report in 3 months appears in	When more than one year appears in	Number of repeat terms	Notes the officers that do not have appears in an active	If no report at 12 months red		
Clubs more than two years old																		
10942	BERKELEY SPRINGS	10/15/1945	Active	60	7	2	5	9.09%	55	8	0			P,S,T,M,VP SC	1		\$3,939.71	
Exc Award (06/30/2016, 06/30/2017, 06/30/20																		
10943	BRIDGEPORT	06/12/1930	Active	32	5	12	-7	-17.95%	39	8	0			P,S,T,M,VP SC	0		\$1,150.00	
Exc Award (06/30/2016, 06/30/2018, 06/30/20																		
10944	BRUCETON MILLS COMMUNITY	10/13/1955	Active	31	0	1	-1	-3.13%	32	1	7		2	P,S,T,M,VP SC	0		\$200.00	
Exc Award (06/30/2018, 06/30/2024)																		
10945	BUCKHANNON	12/12/1924	Active	17	0	2	-2	-10.53%	19	4	8			P,S,T,M,VP SC	1		\$25.00	
47573	BUCKHANNON KESLING MILL	06/29/1987	Active	13	0	3	-3	-18.75%	16	23	0		None	P,S,T,M,VP SC	13		\$25.00	
10946	CENTRAL UPSHUR L C	12/11/1967	Active	17	0	3	-3	-15.00%	20	9	3		2	P,S,T,M,VP SC	19		\$200.00	
10947	CHARLES TOWN	12/29/1930	Active	10	2	2	0	0.00%	10	2	0		5	P,S,T,M,VP SC	1		\$50.00	
10948	CLARKSBURG	01/14/1924	Active	57	5	3	2	3.64%	55	20	0			P,S,T,M,VP SC	12		\$1,080.00	
Exc Award (06/30/2017, 06/30/2024)																		
10949	CLARKSBURG ADAMSTON	11/22/1957	Active	24	2	1	1	4.35%	23	30	0		5	P,S,T,M,VP SC	8		\$25.00	
136564	Clarksburg Main Street Harrison	09/28/2018	Cancelled(8*)	0	0	14	-14	-100.00%	14	7	6	1	None	P,S,T,M,VP SC	24+	90+ Days		
36052	EAST LEWIS L C	09/06/1978	Active	21	0	7	-7	-25.00%	28	9	1			P,S,T,M,VP SC	19		\$100.00	
119712	East Preston	06/19/2013	Active	4	0	7	-7	-63.64%	11	8	1		3	P,S,T,M,VP SC	19		\$25.00	
Exc Award (06/30/2017)																		
10951	ELKINS	06/21/1951	Active	35	3	3	0	0.00%	35	15	1			P,S,T,M,VP SC	18		\$200.00	
10954	FORT ASHBY	06/05/1948	Active	65	2	8	-6	-8.45%	71	6	0		2	P,S,T,M,VP SC	4		\$1,200.00	
Exc Award (06/30/2018, 06/30/2019)																		
10955	FRANKLIN	03/06/1940	Active	25	0	0	0	0.00%	25		14		5	P,S,T,M,VP SC	16		\$1,500.00	
46703	GRAFTON	12/01/1986	Active	34	4	1	3	9.68%	31	15	1		2	P,S,T,M,VP SC	4		\$2,200.00	
Exc Award (06/30/2016)																		
10957	HARPERS FERRY BOLIVAR	05/31/1946	Active	9	0	0	0	0.00%	9		14		14	P,S,T,M,VP SC	0		\$100.00	
131174	Harrison County HOPE Centennial	06/16/2017	Active	22	3	9	-6	-21.43%	28	12	0			P,S,T,M,VP SC	0		\$405.67	



Club Health Assessment for District 29 I through June 2025

			Status	Membership							Reports					Finance	LCIF
Club Number	Club Name	Charter Date		Current Member Count	YTD Members Added	YTD Members Dropped	YTD Net Growth	YTD Net Growth%	Member Count 12 Months Ago	Avg. length of service for dropped members	Months Since Last MMR ***	Yrs. Since Last Officer Report	President Rotation	Vice President Reported ****	Months Since Last Activity Report ***	Account Balance	Donations for current Fiscal Year
			Number of times on status quo within last two years	If below 15 members appears				If net loss is greater than 20% appears			If no report in 3 months appears in	When more than one year appears in	Number of repeat terms	Notes the officers that do not have appears in an active	If no report at 12 months red		
Exc Award (06/30/2021)																	
10958	HEDGESVILLE	03/29/1957	Active	18	1	1	0	0.00%	18	68	1		23	P,S,T,M,VP SC	0		\$500.00
Exc Award (06/30/2017, 06/30/2018)																	
10959	HODGESVILLE	01/28/1970	Active	13	0	0	0	0.00%	13		17		6	P,S,T,M,VP SC	14		\$333.00
10960	INWOOD BUNKER HILL	10/26/1945	Active	12	0	0	0	0.00%	12		15		4	P,S,T,M,VP SC	19		\$25.00
65134	IRELAND	03/18/2002	Active	19	0	0	0	0.00%	19		6	1	None	P,S,T,M,VP SC	19		\$300.00
29458	JANE LEW	06/11/1974	Active	33	2	6	-4	-10.81%	37	5	0			P,S,T,M,VP SC	0		\$2,000.00
35998	JOHNSTOWN	08/04/1978	Cancelled(8*)	0	0	8	-8	-100.00%	8	34	0	1	None	P,S,T,M,VP SC	24+	90+ Days	\$25.00
38289	JUNIOR	04/14/1980	Active	17	0	1	-1	-5.56%	18	30	5			P,S,T,M,VP SC	3		\$600.00
10961	KEYSER	06/08/1936	Active	15	0	4	-4	-21.05%	19	22	2		2	P,S,T,M,VP SC	14		\$50.00
10962	KINGWOOD	10/01/1948	Active(1)	23	0	0	0	0.00%	23		15		None	P,S,T,M,VP SC	19		\$25.00
10963	LOST CREEK	05/15/1940	Active	23	0	0	0	0.00%	23		0		2	P,S,T,M,VP SC	2		\$600.00
10964	LUMBERPORT	11/30/1927	Active(1)	10	0	5	-5	-33.33%	15	2	0			P,S,T,M,VP SC	12		\$50.00
10965	MARTINSBURG	05/11/1936	Active	21	2	3	-1	-4.55%	22	10	2		4	P,S,T,M,VP SC	0		\$1,000.00
10966	MOOREFIELD	02/18/1938	Active	33	3	7	-4	-10.81%	37	6	0			P,T,M,VP,SC	19		\$1,250.00
10967	MOUNTAIN	10/21/1949	Active	44	2	1	1	2.33%	43	23	1			P,S,T,M,VP SC	1		\$25.00
Exc Award (06/30/2017)																	
10969	MT STORM	10/19/1970	Active	9	0	0	0	0.00%	9		11			P,S,T,M,VP SC	19		\$25.00
110348	NUTTER FORT	02/14/2011	Active	37	5	0	5	15.63%	32		0			P,S,T,M,VP SC	0		\$1,710.00
Exc Award (06/30/2016, 06/30/2017, 06/30/2018)																	
10973	PARSONS	12/19/1956	Active	23	0	0	0	0.00%	23		9		3	P,S,T,M,VP SC	2		\$300.00
10974	PAW PAW	01/11/1945	Active	9	1	4	-3	-25.00%	12	15	0			P,S,T,M,VP SC	5		\$300.00
10975	PETERSBURG	09/20/1955	Active(1)	34	0	0	0	0.00%	34		13			P,S,T,M,VP SC	13		\$25.00
10976	PHILIPPI	05/05/1947	Active	30	4	2	2	7.14%	28	61	1			P,S,T,M,VP SC	6		\$450.00
Exc Award (06/30/2017, 06/30/2018)																	
10977	PIKESIDE	11/10/1972	Active	7	0	1	-1	-12.50%	8	20	2		10	P,S,T,M,VP SC	6		\$300.00




Club Health Assessment for District 29 I through June 2025

			Status		Membership						Reports					Finance		LCIF		
Club Number	Club Name	Charter Date			Current Member Count	YTD Members Added	YTD Members Dropped	YTD Net Growth	YTD Net Growth%	Member Count 12 Months Ago	Avg. length of service for dropped members	Months Since Last MMR ***	Yrs. Since Last Officer Report	President Rotation	Vice President Reported ****	Months Since Last Activity Report ***	Account Balance	Donations for current Fiscal Year		
			Number of times on status quo within last two years		If below 15 members appears				If net loss is greater than 20% appears			If no report in 3 months appears in	When more than one year appears in	Number of repeat terms		Notes the officers that do not have an active	If no report at 12 months appears in red			
10979	ROARING CREEK L C	12/18/1973	Active		12	2	1	1	9.09%	11	35	1		8	P,S,T,M,VP SC	0		\$300.00		
10980	ROMNEY	10/30/1930	Active(1)		23	0	4	-4	-14.81%	27	17	0		None	P,S,T,M,VP SC	14		\$300.00		
Exc Award (06/30/2018)																				
10981	ROWLESBURG	06/15/1945	Active		27	0	6	-6	-18.18%	33	6	0		5	P,S,T,M,VP SC	0		\$100.00		
108745	SALEM	06/23/2010	Active		12	0	3	-3	-20.00%	15	9	4			P,S,T,M,VP SC	8		\$25.00		
131013	Shepherdstown Centennial	05/19/2017	Active		44	0	0	0	0.00%	44		11			P,S,T,M,VP SC	0		\$500.00		
Exc Award (06/30/2019, 06/30/2020, 06/30/20																				
10983	SHINNSTON	01/26/1942	Active		25	3	3	0	0.00%	25	17	0		12	P,S,T,M,VP SC	19		\$100.00		
10984	SHORT GAP	04/06/1966	Active		20	0	4	-4	-16.67%	24	21	1		2	P,S,T,M,VP SC	0		\$300.00		
119589	Stonewood	06/07/2013	Active		28	4	0	4	16.67%	24		1		7	P,S,T,M,VP SC	0		\$25.00		
10986	SUGAR GROVE	05/15/1960	Active		17	0	3	-3	-15.00%	20	18	8		9	P,S,T,M,VP SC	1		\$500.00		
10987	TENNERTON	04/27/1967	Active		33	1	7	-6	-15.38%	39	17	1			P,S,T,M,VP SC	6		\$1,610.00		
Exc Award (06/30/2018, 06/30/2020)																				
10989	TUNNELTON	05/11/1949	Active		15	0	0	0	0.00%	15		4		None	P,S,T,M,VP SC	1		\$450.00		
10990	TYGART VALLEY	05/02/1940	Active		90	11	7	4	4.65%	86	26	0			P,S,T,M,VP SC	6		\$3,408.00		
10991	VALLEY DISTRICT	06/01/1950	Active		19	0	0	0	0.00%	19		8			P,S,T,M,VP SC	1		\$1,800.00		
Exc Award (06/30/2019)																				
10993	WARDENSVILLE	05/30/1947	Active		26	1	2	-1	-3.70%	27	26	0		7	P,S,T,M,VP SC	0		\$725.00		
Exc Award (06/30/2018)																				
10994	WEST MILFORD	10/14/1946	Active		41	1	0	1	2.50%	40		2		2	P,S,T,M,VP SC	0		\$1,000.00		
Exc Award (06/30/2017, 06/30/2020, 06/30/20																				
10996	WILSONBURG	03/29/1955	Active(1)		9	0	5	-5	-35.71%	14	23	2		None	P,S,T,M,VP SC	24+		\$25.00		
Current Total Clubs Count	YTD New Clubs Count	YTD Cancelled Clubs Count	YTD Net Club Gain	Current Total Members Count	YTD Add	YTD Drop	YTD Net Growth	YTD Net Growth %	Member Count 12 Months Ago	Average Member Count Per Club	% of Clubs with less than 20 members	% No MMR in 3 Months	% No Officer Report in 12 Months	% of Clubs with balance 90+ days	Number of Clubs in Status Quo	% Status Quo Clubs in Financial Suspension	Number of Cancelled Clubs	Average Cancelled Club Age	Members Lost Due to Cancellation	% of Clubs Cancelled for Non-Financial Reasons
53	0	2	-2	1,347	76	166	-90	-6.26%	1,437	25	42%	34%	2%	0%	0	0%	2	27	22	0%



Club Health Assessment for District 29 I through June 2025

			Status	Membership							Reports					Finance	LCIF
Club Number	Club Name	Charter Date		Current Member Count	YTD Members Added	YTD Members Dropped	YTD Net Growth	YTD Net Growth%	Member Count 12 Months Ago	Avg. length of service for dropped members	Months Since Last MMR ***	Yrs. Since Last Officer Report	President Rotation	Vice President Reported ****	Months Since Last Activity Report ***	Account Balance	Donations for current Fiscal Year
			Number of times on status quo within last two years	If below 15 members appears				If net loss is greater than 20% appears			If no report in 3 months appears in	When more than one year appears in	Number of repeat terms	Notes the officers that do not have an active	If no report at 12 months appears in red		

* - P - Priority Club. Cancellation Reasons: 1-Objectives/conduct, 2-Non-active club, 5-Non-existing club, 6-Disbanding, 7-Merger, 8-Financial Suspension, 9-District/Multiple District Dues.
** - Abbreviation: P-President, S-Secretary, T-Treasurer, M-Member Chairperson, VP-First Vice President, MC-Communications Chairperson, SC-Service Chairperson
*** - Abbreviation: N/R - Never reported using the Lions Clubs website, N/A - Not applicable, No password registered for the Lions Clubs website.
**** - Abbreviation: N - New, IP - Immediate Past, R - Repeat.